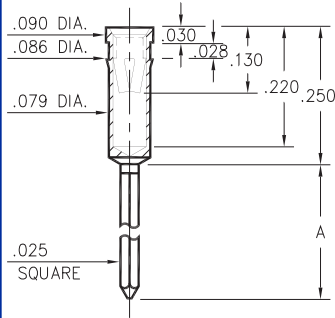


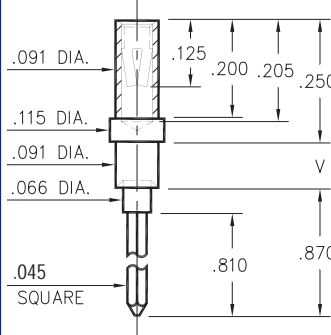
1052/1053



Basic Part Number	# of Wraps	Length A
1053-2	2	.360
1052-3	3	.515

105X-X-17-XX-34-XX-02-0
Press-fit in .083 mounting hole

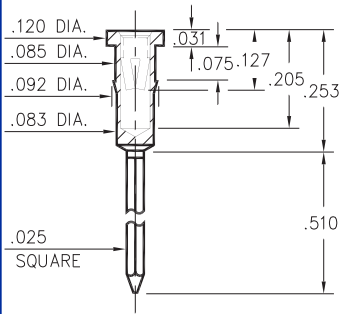
0383



Basic Part Number	Board Thickness	Length V
0383-1	.062	.094
0383-2	.094	.125
0383-3	.125	.156

0383-X-17-XX-34-XX-02-0
Swage mount in .094 hole

0382



0382-3-17-XX-34-XX-02-0
Press-fit in .089 mounting hole

SPECIFICATIONS

SHELL MATERIAL:
Brass Alloy 360, 1/2 Hard

CONTACT MATERIAL:
Beryllium Copper Alloy 172, HT

DIMENSION IN INCHES
TOLERANCES ON:
LENGTHS: ±.005
DIAMETERS: ±.002
ANGLES: ± 2°

ORDER CODE: **XXXX - X - 17 - XX - 34 - XX - 02 - 0**

BASIC PART #

SPECIFY SHELL FINISH:
01 200μ" TIN/LEAD OVER NICKEL
◇ 80 200μ" TIN OVER NICKEL (RoHS)
◇ 15 10μ" GOLD OVER NICKEL (RoHS)

SPECIFY CONTACT FINISH:
01 200μ" TIN/LEAD OVER NICKEL
◇ 80 200μ" TIN OVER NICKEL (RoHS)
◇ 27 30μ" GOLD OVER NICKEL (RoHS)



CONTACT

#34 CONTACT (DATA ON PAGE 222)