

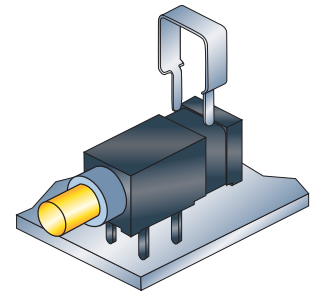
DATA SWITCHES-MOMENTARY (SDK) ACTION


		SDK	
Electrical data			
Switching voltage max.	[V]	50 DC / 125 AC	
Switching current max.		silver 2A AC / 1.2A DC gold 80mA / AC DC	
Lifetime (at rated breaking capacity)		> 10 ⁵	
Initial contact resistance, new	[mΩ]	silver < 10 / gold < 20	
Initial contact resistance, after lifetime	[mΩ]		
Insulation resistance	[Ω]	> 10 ⁹	
Contact bounce time	[ms]		
Mechanical data			
Actuating force	IP 40 [N]	3 – 5	
Contact travel	NO [mm]	2.4 ± 0.3	
End contact travel	[mm]	3.3 ± 0.4	
End stop strength	[N]	> 100	
Lifetime	[operations]	> 2 x 10 ⁵	
Other data			
Degree of protection		IP 40	
Soldering method		Wave soldering	
Soldering heat resistance	[°C/s]	248,5/1	
Ambient temperature	[°C]	-40 – +85	
Storage temperature	[°C]	-40 – +85	
Cleaning agent proof			
Materials			
Socket, cover, contact unit, carrier ring		Thermoplast PC	
Button non-illuminated		Thermoplast PC	
Button illuminated			
Sealing ring			
Terminals			
Contacts	CuBe2 HM, 5µm Ag	gold (2µ Au on hard silver)	

LED, see page 29

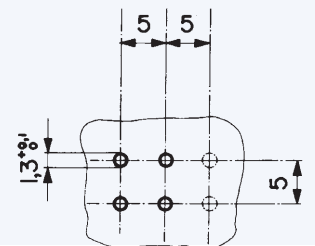
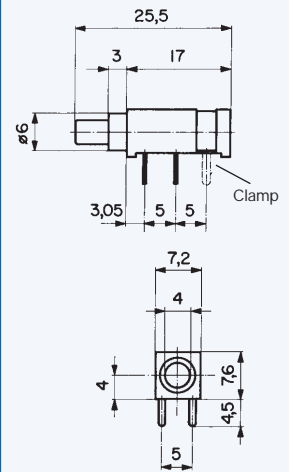
DIMENSIONS SWITCHES-MOMENTARY (SDK) ACTION

CONSTRUCTION

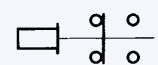


SDK

DIMENSIONS



CIRCUIT DIAGRAM



SDK SWITCHES – MOMENTARY ACTION – NON-ILLUMINATED



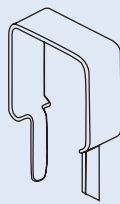
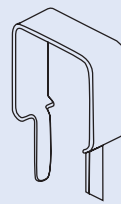
SDK

SDK

FEATURES

illumination			non-illuminated	non-illuminated
Degree of protection			IP 40	IP 40
Contact material			Ag	Au

PART NUMBER *

Switching functions				
NC/NO			0041.040 x	0041.041 x
Terminal types				
Colour of small button				
red			2	2
green				
black			1	1
Addition				
Clamp for SDK			0701.0049	0701.0049
Terminal types:			SDK Clamp 	SDK Clamp 

* X in the Part No. must be replaced by the desired version

Mouser Electronics

Authorized Distributor

Click to View Pricing, Inventory, Delivery & Lifecycle Information:

Schurter:

[0041.0401](#) [0041.0402](#) [0041.0403](#) [0041.0404](#) [0041.0411](#) [0041.0412](#) [0041.0413](#) [0701.0049](#)