

HF9517

1 CUBIC INCH 4 FORM C HERMETICALLY SEALED RELAY



Features

- Force balanced type
- With coil transient suppression
- 10A contacts switching capability
- Failure rate can be level L
- High ambient applicability
- All metal welded construction
- Hermetically welded and marked by laser

Conform to GJB2888-1997 (Equivalent to MIL-PRF-83536)

AMBIENT ADAPTABILITY

Ambient grade		I	II
Ambient temperature		-55 °C to 85 °C	-65 °C to 125 °C
Humidity			98%, 40 °C
Low air pressure		58.53 kPa	4.4 kPa
Sine vibration	Frequency	10 Hz to 2000 Hz	10 Hz to 3000 Hz
	Acceleration	196 m/s ²	294 m/s ²
Shock resistance		980 m/s ²	1960 m/s ²
Random vibration		20 (m/s ²) ² /Hz	40 (m/s ²) ² /Hz
Steady-state acceleration		147 m/s ²	490 m/s ²

CONTACT DATA

Ambient grade		I	II
Arrangement			4 C
Contact resistance or voltage drop	Initial max.		0.01Ω
	After life max.		0.125V
Failure level			Level L

Contact and life ratings

Type	Contact load			Electrical life min.
	28Vd.c.	115Va.c. 400Hz Single phase	115/200Va.c. 400Hz Three phase	
Resistive	10 A	10 A	10 A	1 x 10 ⁵ ops
Inductive	8 A	8 A	8 A	2 x 10 ⁴ ops
Motor	4 A			1 x 10 ⁵ ops
Lamp load	2 A			1 x 10 ⁵ ops



HONGFA HERMETICALLY SEALED RELAY

SPECIFICATION

Ambient grade		I	II
Insulation resistance min.	Initial	100 MΩ (@ 500 Vd.c.)	100 MΩ (@ 500 Vd.c.)
	After life or after testing	50 MΩ (@ 500 Vd.c.)	50 MΩ (@ 500 Vd.c.)
Dielectric strength min. (Normal condition)	Between coil & cover	1000 Vr.m.s.	1000 Vr.m.s.
	Between other insulation parts (initial)	1250 Vr.m.s.	1250 Vr.m.s.
	Between other insulation parts (after life testing)	1000 Vr.m.s.	1000 Vr.m.s.
Dielectric strength min. (Low air pressure condition)		350 Vr.m.s.	350 Vr.m.s.
Leakage rate max.		1 Pa·cm ³ /s	1 x 10 ⁻³ Pa·cm ³ /s
Operate time max.		15 ms	
Release time max.		15 ms	
Mounting style		See the mounting dimension	
Terminals		See the terminal styles	
Work position		Random	
Weight max.		80 g	

COIL DATA

Normal coil power	Approx.2.7W
-------------------	-------------

Coil Version

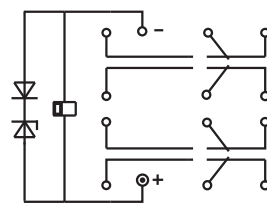
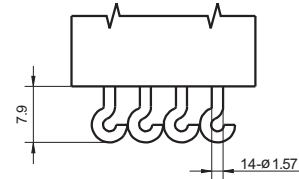
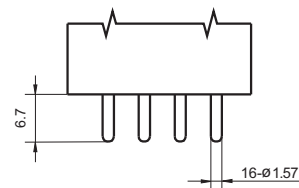
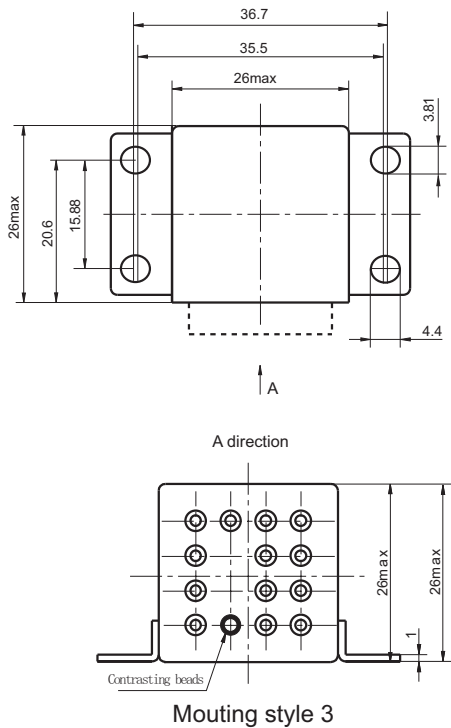
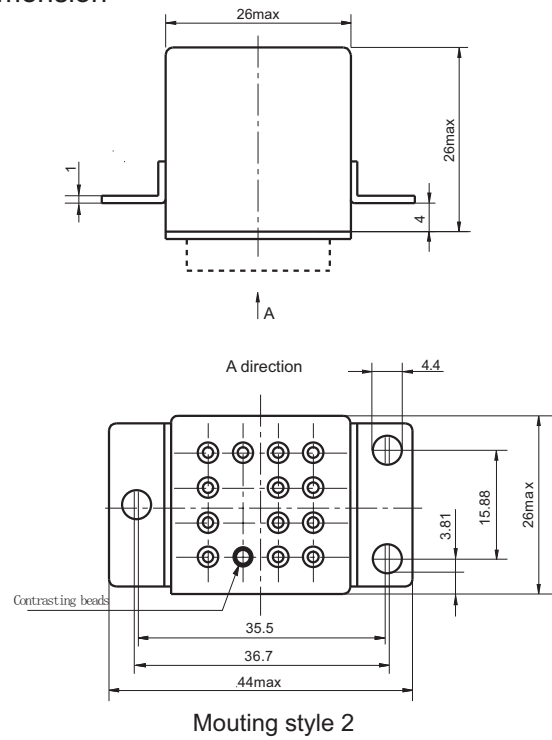
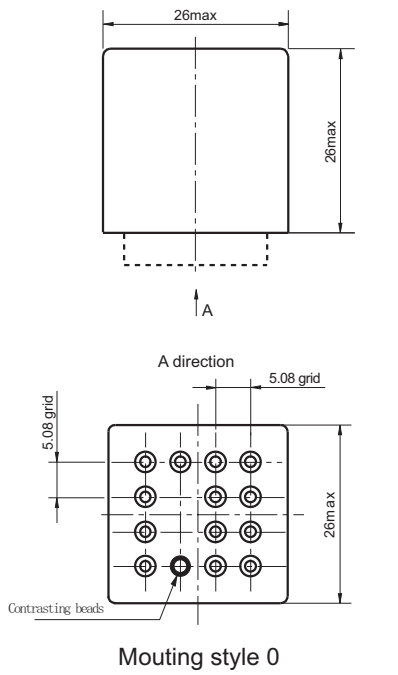
Order Number	Coil voltage		at 25 °C				-65°C to 125°C			Pick-up voltage max.	
	Nominal voltage	Value max.	Coil resistance (Ω) min.	Pick-up voltage max.	Hold voltage max.	Drop-out voltage min.	Pick-up voltage max.	Hold voltage max.	Drop-out voltage min.	High temp. test	Continuous electric test
006	6	7.3	18	3.2	1.6	0.4	4.5	2.3	0.25	5.0	5.7
012	12	14.5	70	6.5	3.3	0.75	9.0	4.5	0.5	9.9	11.25
028	28	29.0	290	15.5	5.5	2.3	20.0	7.0	1.5	21.0	25.0

Notes: We can offer many kinds of coil voltage under the requirement of users.

ORDERING INFORMATION

Type	HF9517	-028	L	-0	2	- II
Order Number	006、012、028					
Failure Rate	L (level II products available)					
Mounting Style	0, 2, 3 (See the mounting dimension)					
Terminals Style	2, 4 (See "Terminal styles" below)					
Ambient Grade	I : level I Nil: level II (With failure rate requirement)					

Outline Dimension



Disclaimer

This datasheet is for the customers' reference. All the specifications are subject to change without notice.

© Xiamen Hongfa Electroacoustic Co., Ltd. All rights of Hongfa are reserved.