PART NUMBER	REV	FIRST USED	TERMINATOR	FEED TYPE	DESCRIPTION
1528051-1	F	–	LEADMAKER	MECH POST FEED	CUTS CARRIER
1528051-2	F	–	BENCH	MECH PRE FEED	CUTS CARRIER
1528051-6	F	–	LEADMAKER	MECH POST FEED	CONTINUOUS CARRIER
7-1528051-1	F	–	LEADMAKER	MECH POST FEED	-1 AND SPARE PARTS
7-1528051-2	F	–	BENCH	MECH PRE FEED	-2 AND SPARE PARTS
7-1528051-6	F	–	LEADMAKER	MECH POST FEED	-6 AND SPARE PARTS
7-1528051-7	A	–	–	–	SPARE PARTS KIT

USED ON –

CRIMP DATA AMP TERMINAL AMP CRIMP SPECS

TERMINAL NAME: .250 FASTIN-FASTON TAB ACC.DIN 46343

CRIMP	SIZE	TYPE	RANGE
WIRE	2.03 [.080 IN]	F	0.5mm² – 1.0mm²
INSUL	2.79 [.110 IN]	OV	1.40-2.10 [.055-.083 IN]

WIRE STRIP LENGTH 3.96-4.78 [.156-.188 IN]

APPL INSTRUCTION 408-8322 & 408-8490

TERMINAL – –
APPL SPEC 114-18022 –

FEED 16.5 [.650 IN]

TERMINALS APPLIED

963951	–	–	–	–
–	–	–	–	–
–	–	–	–	–
–	–	–	–	–
–	–	–	–	–
–	–	–	–	–
–	–	–	–	–
–	–	–	–	–

WIRE SIZE mm² AWG	CRIMP HEIGHT *	REF SETTING *
(2)0.50mm² or 1.00mm²	1.56 ±0.05 [.061 ±.002 IN]	C1
0.35 + 0.50mm²	1.51 ±0.05 [.059 ±.002 IN]	C4
0.75mm²	1.47 ±0.05 [.058 ±.002 IN]	C6
(2)0.35mm²	1.45 ±0.05 [.057 ±.002 IN]	C8
0.50mm²	1.38 ±0.05 [.054 ±.002 IN]	D3
–	–	–
–	–	–
–	–	–
–	–	–
–	–	–
–	–	–
–	–	–
–	–	–
–	–	–
–	–	–

SET UP GAGE	LAYOUT
458637-3	L1426096

1. RECOMMENDED SPARE PARTS.
2. GREASE RAM, CAM, CAM FOLLOWER AND FEED ROD LIGHTLY.
3. LUBRICATE DAILY PER THE APPLICATOR INSTRUCTION SHEET SUPPLIED WITH THE APPLICATOR.
4. CUT TO LENGTH AT ASSY.

* WARNING:
ON INSTALLATION, SET WIRE DISC TO LARGEST WIRE SIZE SETTING. USE OF SETTINGS BELOW MIN REQ'D CRIMP HEIGHT SETTING WILL CAUSE DAMAGE TO CRIMP TOOLING.

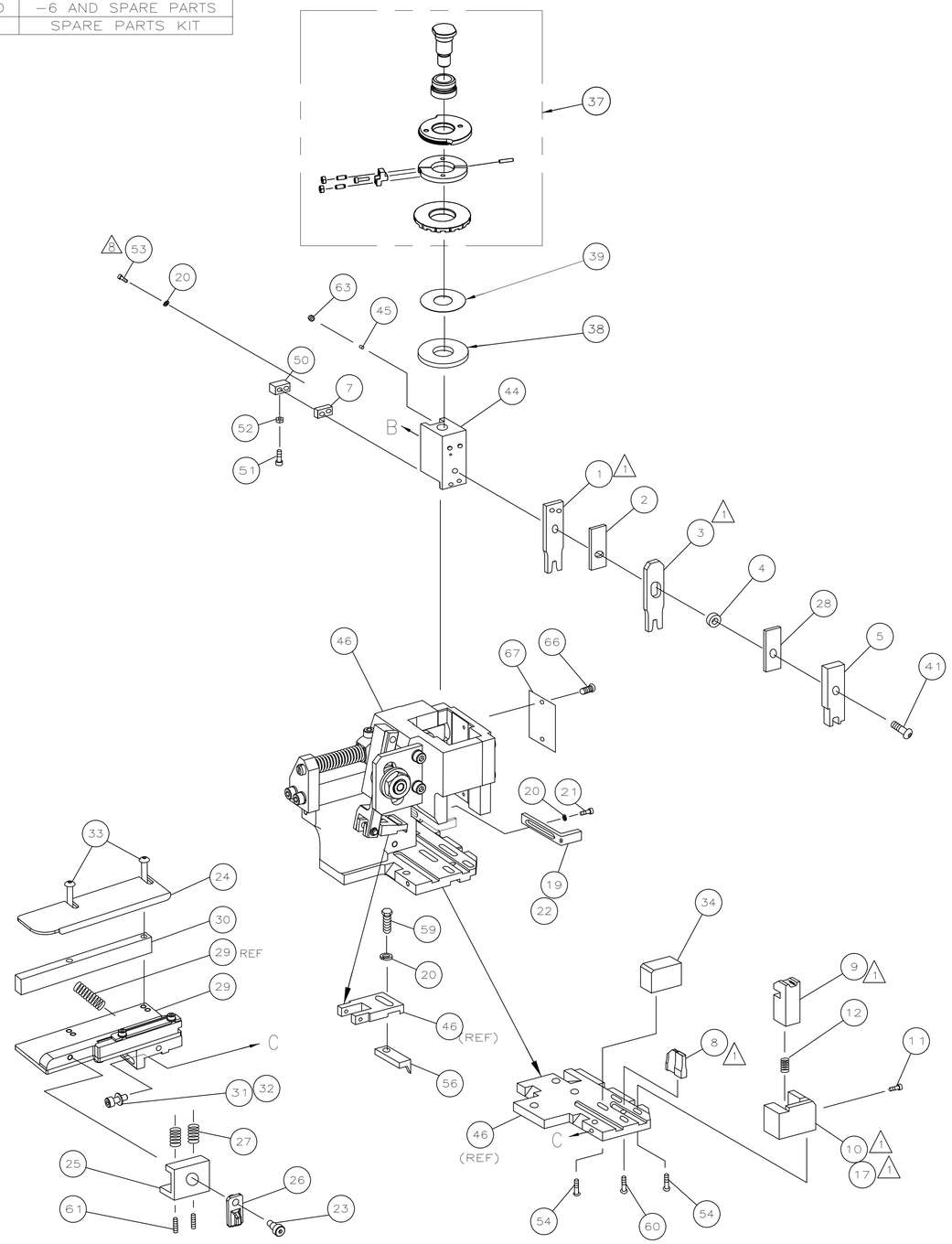

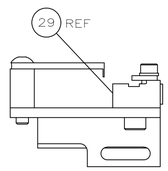

GUIDE OFF INS BARREL

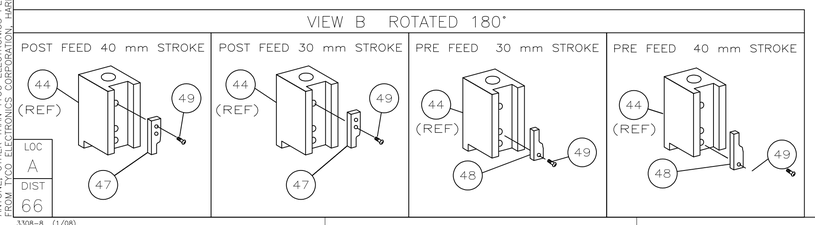

3308-8 (1/08)

									73
–	1	1	1	1	1	1	1528051	PRINT, APPLICATOR LOG SHEET	72
–	1	1	1	1	1	1	1338705-3	DOCUMENTATION PACKAGE	71
									70
									69
									68
–	1	1	1	1	1	1	461264-5	PLATE, IDENTIFICATION	67
–	2	2	2	2	2	2	21017-2	SCR,DRIVE(#2x.19)ID PLATE	66
									65
									64
–	1	1	1	1	1	1	3-18031-0	SCR,SKT SET(M6X6)RAM	63
									62
–	2	2	2	2	2	2	2-18032-5	SCR,SET(M5X20)DRAG	61
–	1	1	1	1	1	1	18024-7	SCR,BHC(M4X10)ANVIL	60
–	1	1	1	1	1	1	5-18022-2	SCR,HEX(M4X8)FEED FINGER	59
									58
									57
–	1	1	1	1	1	1	1338685-1	PAWL, FEED	56
									55
–	4	4	4	4	4	4	18024-8	SCR,BHC(M4x12)SHEAR HOLDER	54
4 –	2	2	2	2	2	2	1-18023-5	SCR,SHC(M4x25)TERM HLD DWN	53
–	1	1	1	1	1	1	18030-1	NUT,HEX(M3)HOLD DOWN	52
–	1	1	1	1	1	1	811242-5	BUMPER, HOLDDOWN	51
–	1	1	1	1	1	1	690753-2	SPACER, TONKER	50
–	1	1	1	1	1	1	18024-3	SCR,BHC(M3X10)CAM	49
–	–	1	–	–	1	–	1338675-1	CAM, PRE FEED 30 & 40 mm ST	48
–	1	–	1	1	–	1	1338676-1	CAM, POST FEED 30 & 40 mm ST	47
–	1	1	1	1	1	1	1320999-3	APPLICATOR BASIC SUBASSY	46
–	1	1	1	1	1	1	690191-1	PLUG, NYLON	45
–	1	1	1	1	1	1	1338660-1	RAM	44
									43
									42
–	1	1	1	1	1	1	2-18024-6	SCR,BHC(M8X25)RAM	41
									40
–	1	1	1	1	1	1	690125-1	SHIM SUBASSY	39
–	1	1	1	1	1	1	469367-9	SPACER, FINE ADJUST	38
–	1	1	1	1	1	1	879103-2	FINE ADJUST HEAD SUBASSY	37
									36
									35
–	1	1	1	1	1	1	1320934-5	SUPPORT, TERMINAL	34
–	2	2	2	2	2	2	1-18024-0	SCR,BHC(M4X20)STRIP GUIDE	33
–	1	1	1	1	1	1	18027-2	WASHER, FLAT(M4)	32
–	1	1	1	1	1	1	1-18023-2	SCR,SKT CAP(M4X12)MOUNT BLOCK	31
–	1	1	1	1	1	1	1320908-4	SPACER, STRIP GUIDE	30
									29
–	1	1	1	1	1	1	1-455888-5	SPACER, FRONT SHEAR DEP	28
–	2	2	2	2	2	2	1-22284-0	SPRING, DRAG	27
–	1	1	1	1	1	1	356835-1	LEVER, DRAG RELEASE	26
–	1	1	1	1	1	1	240792-1	DRAG, TERMINAL	25
–	1	1	1	1	1	1	1320928-5	PLATE, STRIP GUIDE	24
–	1	1	1	1	1	1	980371-4	SCR,SHC SHLD	23
–	1	–	1	1	–	1	690472-2	STRIPPER	22
–	1	1	1	1	1	1	1-18023-1	SCR,SHC(M4X10)STRIPPER	21
–	4	4	4	4	4	4	18025-2	WASHER,LOCK(M4)STRIPPER	20
–	–	1	–	–	1	–	690472-1	STRIPPER	19
									18
1 –	1	–	–	1	–	–	1338684-1	HOLDER, SHEAR, FRONT (NO-CUT)	17
									16
									15
									14
									13
–	1	1	1	1	1	1	3-22280-3	SPRING, SHEAR	12
–	1	1	1	1	1	1	356885-4	STOP, SHEAR	11
–	–	1	1	–	1	1	1320921-1	HOLDER, SHEAR, FRONT (CUT)	10
1 –	1	1	1	1	1	1	454276-1	SHEAR, FLOAT (FRONT)	9
1	2	2	2	1	1	1	1-1333204-4	ANVIL	8
–	1	1	1	1	1	1	5-240641-1	SPACER, DEPRESSOR (REAR)	7
									6
–	1	1	1	1	1	1	1-455889-4	DEPRESSOR, SHEAR (FRONT)	5
–	1	1	1	1	1	1	1-238011-0	SPACER, BLOCK CRIMPER	4
1	2	2	2	1	1	1	1-854830-5	CRIMPER, INSULATION	3
–	1	1	1	1	1	1	1-455888-4	SPACER, CRIMPER	2
1	2	2	2	1	1	1	1-456405-5	CRIMPER, WIRE	1
	-77	-76	-72	-71	-6	-2	-1	PART NO	DESCRIPTION / ITEM NO
	QTY REQD PER ASSY							PARTS LIST	

P	LTR	REVISION RECORD	DATE	DWN	APVD
	F	ECR-10-005011	3-2010	MY	TE

DIMENSIONS: INCHES

TOLERANCES UNLESS OTHERWISE SPECIFIED:
0 PLC ± –
1 PLC ± –
2 PLC ± 0.5 [.02 IN]
3 PLC ± –
4 PLC ± –
ANGLES ± –
SURFACE TEXTURE –√

DWN M.CLIFFORD 20SEP01
CHK –
APVD F.BACKHURST 20SEP01
MATERIAL – –
HEAT TREAT – –

Tyco Electronics
Tyco Electronics Corporation
Harrisburg, PA 17105-3608

NAME FINE ADJ SIDE FD HD-I APPL

SCALE – SIZE A1 DRAWING NO 1528051 SHEET 1 OF 1 REV F

CUSTOMER ACCESSIBLE PRODUCTION DRAWING

THIS DRAWING IS A CONTROLLED DOCUMENT.
DWG NO 1528051

THIS INFORMATION IS CONFIDENTIAL AND PROPRIETARY TO TYCO ELECTRONICS CORPORATION AND ITS WORLDWIDE SUBSIDIARIES AND AFFILIATES. IT MAY NOT BE DISCLOSED TO ANYONE OTHER THAN THE RECIPIENT WHO RECEIVED IT DIRECTLY FROM TYCO ELECTRONICS CORPORATION, HARRISBURG, PENNSYLVANIA USA, WITHOUT WRITTEN AUTHORIZATION FROM TYCO ELECTRONICS CORPORATION, HARRISBURG, PENNSYLVANIA USA.

08MAR2010 8:27am