

Axial Lead and Cartridge Fuses

Designed to IEC Standard

5 x 20 mm Time Lag Fuse (Slo-Blo® Fuse) 215 Series



- Designed to International (IEC) Standards for use globally.
- Meets the IEC 60127-2, Sheet 5 specification for Time Lag Fuses.
- Available in Cartridge and Axial Lead Form.
- Available in ratings of .2 to 12 amperes.
- High breaking capacity.

ELECTRICAL CHARACTERISTICS:


% of Ampere Rating	Ampere Rating	Opening Time
150%	.1-6.3	60 minutes, Minimum
	8-12	30 minutes, Minimum
210%	.1-12	30 minutes, Maximum
275%	.1-.8	.25 sec., Min. ; 80 sec. Max.
	1-12	.75 sec., Min. ; 80 sec. Max.
400%	.1-.8	.05 sec., Min. ; 5 sec. Max.
	1-3.15	.095 sec., Min. ; 5 sec. Max.
	4-6.3	.150 sec., Min. ; 5 sec. Max.
1000%	.1-.8	.005 sec., Min. ; .15 sec., Max.
	1-12	.010 sec., Min. ; .15 sec., Max.

INTERRUPTING RATING:

1500 amperes @ 250VAC, 0.7-0.8 power factor.

ORDERING INFORMATION:

Cartridge Catalog Number	Ampere Rating	Voltage Rating	Nominal Resistance Cold Ohms	Nominal Melting I ² t A ² Sec.
215 .200	.200*	250	1.840	0.341
215 .250	.250*	250	1.240	0.545
215 .315	.315*	250	0.880	0.974
215 .400	.400*	250	0.583	1.324
215 .500	.500*	250	1.168	0.424
215 .630	.630*	250	0.720	0.633
215 .800	.800*	250	0.468	0.974
215 001.	1	250	0.111	1.022
215 1.25	1.25	250	0.081	1.996
215 01.6	1.6	250	0.056	3.798
215 002.	2	250	0.041	6.768
215 02.5	2.5	250	0.031	10.370
215 3.15	3.15	250	0.022	20.644
215 004.	4	250	0.019	37.684
215 005.	5	250	0.015	80.675
215 06.3	6.3	250	0.011	129.022
215 008.	8*	250	0.009	204.001
215 010.	10*	250	0.007	351.037
215 012.	12*	250	0.006	515.500



ENVIRONMENTAL SPECIFICATIONS:

Operating temperature: -55°C to 125°C

Thermal Shock: MIL-STD-202F Method 107G, Test Condition B: (5 cycles -65°C to +125°C)

Vibration: MIL-STD-202F Method 201A

Humidity: MIL-STD-202F Method 103B, Test Condition A. high relative humidity (95%) and elevated temperature (40°C) for 240 hours.

Salt Spray: MIL-STD-202F Method 101D, Test Condition B

PHYSICAL SPECIFICATIONS:

Material: Body: Ceramic
Cap: Nickel Plated Brass
Leads: Tin Plated Copper
Filler: Sand (500mA – 12A)

Terminal Strength: MIL-STD-202F Method 211A, Test Condition A

Solderability: Reference IEC 60127 Second Edition 2003-01 Annex A

Product Marking: Cap 1: current and voltage rating.
Cap 2: Agency approval markings.

Packaging: Available in Bulk (V=5, H=100, M=1000 pcs/pkg) or on Tape/Reel (MRET1=1000 pcs/reel).

11
AXIAL LEAD AND
CARTRIDGE FUSES

Axial Lead and Cartridge Fuses

Designed to IEC Standard

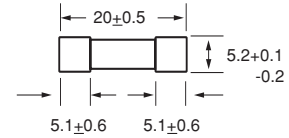
5 x 20 mm Time Lag Fuse (Slo-Blo®) Fuse 215 Series



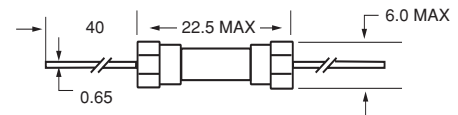
Agency Approvals

Agency Approvals		Ampere Range
	Certificate No.	Cartridge
		NBK250702-E10480 A & C
		NBK250702-E10480 E
		Leaded
	NBK250702-E10480 B & D	1A – 5A
	NBK250702-E10480 F	6.3A – 12A
	Certificate No.	2002010207007593
		1A – 6.3A
	Certificate No.	SU05001-2011
		SU05001-2012
		Pending
		1A – 3.15A
		4A – 10A
		12A
	Recognised File No.	E10480
	Guide No.	JDYX2
		50mA – 12A
	File No.	029862
	Acc. Class No.	LR1422-30
		200mA – 6.3A
	Licence No.	KM41462
		200mA – 10A
	File No.	403906, 0212085, 0147100
		200mA – 12A
		200mA – 12A

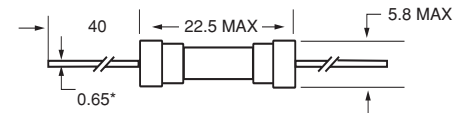
0215 000



0215.200 XE
to
0215.800 XE



0215001.XE
to
0215012.XE

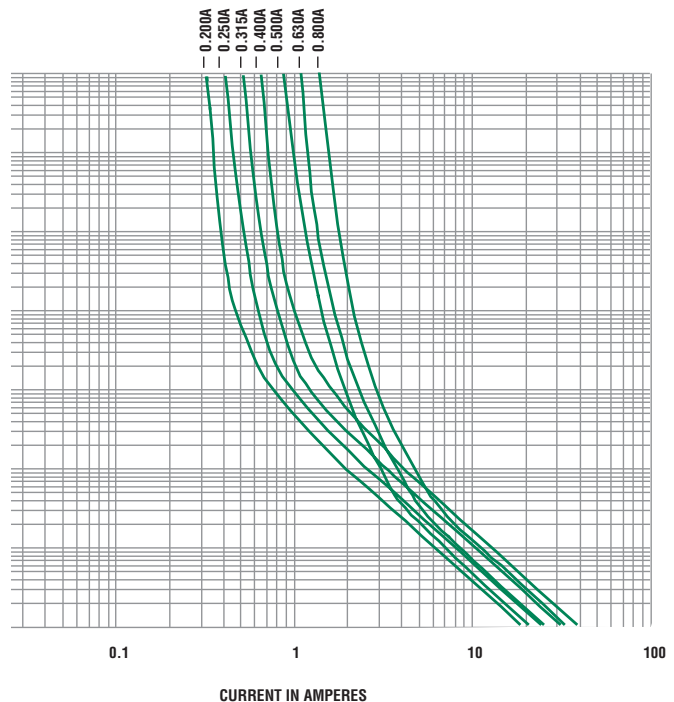


All dimensions in mm

Notes:

* Ratings above 6.3A have 0.8 mm dia lead

Average Time Current Curves



Mouser Electronics

Authorized Distributor

Click to View Pricing, Inventory, Delivery & Lifecycle Information:

Littelfuse:

[215010XE](#) [215.200XP](#) [215008XE](#) [21506.3XE](#) [0215.250MXP](#) [0215.315MXEP](#) [0215.315HXP](#) [0215.315MXP](#)
[0215.630MXEP](#) [0215.250HXP](#) [0215.200MXP](#) [215.315XP](#) [0215.400HXP](#) [0215.200HXP](#) [0215.500HXP](#)
[0215.800HXP](#) [0215.400MXEP](#) [0215010.MXEP](#) [0215012.MXP](#) [0215.250MXEP](#) [0215010.HXP](#) [0215.630MXP](#)
[21502.5XP](#) [215005.XP](#) [21506.3XEP](#) [0215.125MRET1P](#) [0215.125MXP](#) [0215.160MXP](#) [0215.315MRET1P](#)
[0215.400MRET1P](#) [0215.500MRET1P](#) [02153.15MRET3-](#) [0215.800MRET1P](#) [0215010.MRET1P](#) [215.800T1P](#)
[215010.XEP](#) [0215.800MXP](#) [0215008.MXEP](#) [0215.400MXP](#) [0215.800MXEP](#) [0215008.HXP](#) [0215.200MXEP](#)
[0215012.MXEP](#) [0215.500MXP](#) [0215010.MXP](#) [0215.630HXP](#) [0215004.MXE-](#) [0215.500MXEP](#) [215.250XEP](#)
[0215.500MRGT1P](#) [0215.630MRGT1P](#) [0215.200MRGT1P](#) [0215.800MRGT1P](#) [0215.400MRGT1P](#) [0215.125MXEP](#)
[0215.160MXEP](#)