



AC200X SERIES

200 WATT AC-DC OPEN FRAME WITH PFC



Features

- Universal Input : 90 ~ 264Vac
- Active PFC Meets EN61000-3-2
- Conductive EMI Meets CISPR/FCC Class B
- High Efficiency at 92% Typical
- Remote Voltage Sense
- Over temperature protection



| Model | Output Voltage | Output Current | | Min. Load | Ripple & Noise | Voltage Accuracy | Line Regulation | Voltage ADJ. Range | Load Regulation | EFF. TYP. |
|---------------------|----------------|----------------|--------|-----------|----------------|------------------|-----------------|--------------------|-----------------|-----------|
| | | Rated1 | Rated2 | | | | | | | |
| Main Output Voltage | | | | | | | | | | |
| AC200X12 | +12 V | 16.67A | 12.5A | 0 A | 120mV | ± 1% | ± 0.5% | 11.4~12.6 | ± 1% | 89% |
| AC200X24 | +24 V | 8.34A | 6.25A | 0 A | 150mV | ± 1% | ± 0.5% | 22.8~25.2 | ± 1% | 90% |
| AC200X36 | +36 V | 5.56A | 4.17A | 0 A | 150mV | ± 1% | ± 0.5% | 34.2~37.8 | ± 1% | 91% |
| AC200X48 | +48 V | 4.17A | 3.13A | 0 A | 150mV | ± 1% | ± 0.5% | 45.6~50.4 | ± 1% | 92% |
| Fan Output Voltage | | | | | | | | | | |
| All | +12V | 0.5A | | 0A | 120mV | ± 3% | ± 1% | -- | ± 5% | -- |

Note: 1. Rated1: Forced air convection
 2. Rated2: Natural convection

Specifications

INPUT SPECIFICATIONS:

AC Input Voltage 90~264Vac
 Input current..... 2.1A/115Vac,1.1A/230Vac
 Frequency 47 to 63Hz
 Inrush Current 100A max. @240Vac Cool Start
 EMI CISPR/FCC Class B
 Isolation Input to output = 4242VDC
 Leakage Current 3.5mA max.

OUTPUT SPECIFICATIONS:

Total Rated Output Power 200W
 Hold-up Time 10ms typ@115Vac.
 Over Voltage Protection Hiccup mode(Auto Recovery)
 Over Temperature Protection Auto Recovery
 Short Circuit Protection..... Auto Recovery
 Temperature Coefficient.....±0.05%/°C

ENVIRONMENTAL CHARACTERISTICS:

Operating Temperature Humidity.....93% max. non-condensing
 Operating Temperature.....-20~80°C (see derating curve)
 Operating altitude.....2000m
 Storage Temperature -20~85°C
 Cooling..... Natural convection for 150W and forced air convection(19CFM FAN) for 200W

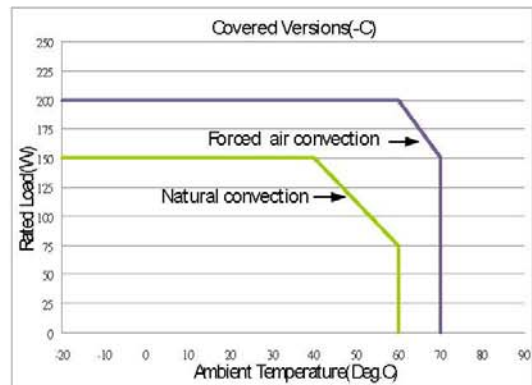
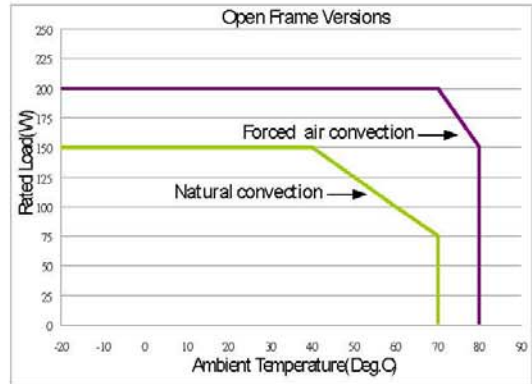
MECHANICAL CHARACTERISTICS:

Dimensions.....
 Open frame versions 5.00x3.00x1.44 Inches (127x76.20x36.60mm)
 Covered versions 5.35x3.46x1.92 Inches (136x88x49.0mm)
 Weight..... Open frame versions 400g
 Covered versions 500g

NOTE:

1. Add a 0.1uF ceramic capacitor and a 10uF E.L. capacitor to output for Ripple & Noise measuring @20MHz BW
2. Voltage accuracy is set at 60% rated load and 25°C. Ta.
3. Line regulation is measured from High Line to Low Line with rated load.
4. Load regulation is measured from Full to 10% load.
5. Standard input and output connectors (CN1 and CN2) mate with JST housing VHR series or equivalent.
6. Optional Input and output connectors (CN1 and CN2) wafer with LONG CHU P3060 series and mate with MOLEX housing 5195 series or equivalent .
7. Output connector CN3(Remote voltage sense) mates with MOLEX housing 5051 or equivalent.
8. Output connector CN4(Fan output) mates with MOLEX housing 5051 or equivalent
9. For covered versions add '-C' to model number or order part no.

AC200X Series Derating Curve

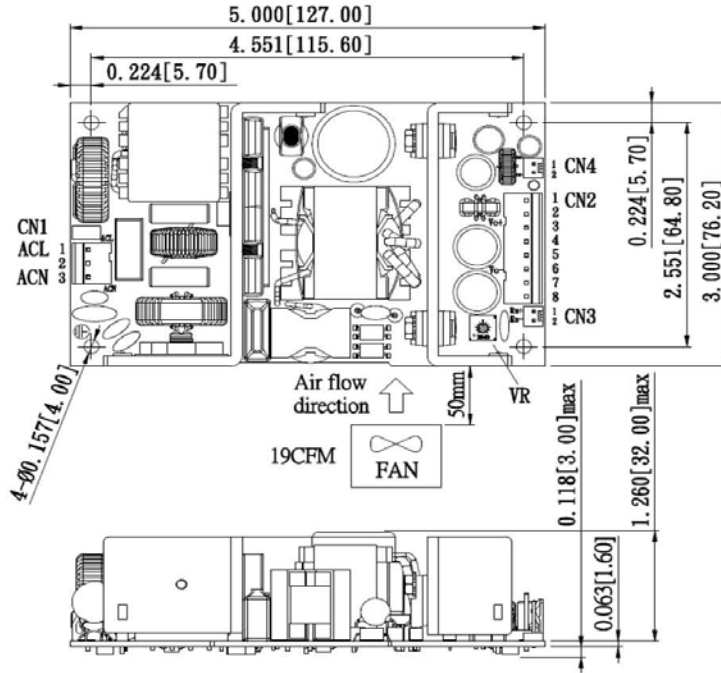


| PIN CONNECTION | | |
|---------------------------|---------|-----------------------|
| CN1(AC Input) | | |
| PIN | Name | Note |
| 1 | ACL | Line |
| 2 | - | - |
| 3 | ACN | Neutral |
| CN2(DC Output) | | |
| PIN | Name | Note |
| 1~4 | Vout(+) | +Vout |
| 5~8 | Vout(-) | Ground |
| CN3(Remote voltage sense) | | |
| PIN | Name | Note |
| 1 | Rs+ | Remote voltage sense+ |
| 2 | Rs- | Remote voltage sense- |
| CN4(Fan output) | | |
| PIN | Name | Note |
| 1 | FAN V+ | Fan output+ |
| 2 | FAN V- | Fan output- |

Mechanical Specification

All Dimensions are in inches[mm]
 Tolerances: Inches: X.XXX±0.02
 Millimeters: X.XX±0.5

Open Frame Versions



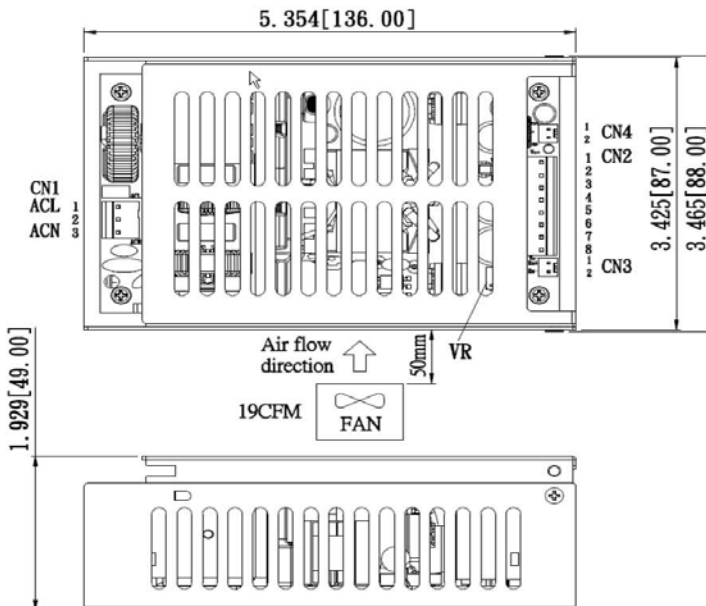
CN1:
PIN CONNECTION

| Pin | Function |
|-----|----------|
| 1 | ACL |
| 2 | - |
| 3 | ACN |

CN2:
PIN CONNECTION

| Pin | Function | Pin | Function |
|-----|----------|-----|----------|
| 1 | Vout(+) | 5 | Vout(-) |
| 2 | Vout(+) | 6 | Vout(-) |
| 3 | Vout(+) | 7 | Vout(-) |
| 4 | Vout(+) | 8 | Vout(-) |

Covered Versions (-C)



CN3:
PIN CONNECTION

| Pin | Function |
|-----|----------|
| 1 | Rs+ |
| 2 | Rs- |

CN4:
PIN CONNECTION

| Pin | Function |
|-----|----------|
| 1 | FAN V+ |
| 2 | FAN V- |

Typical at 25°C, nominal line and 60% load, unless otherwise Specified.