

G-TRIP CHARACTERISTICS

Application Examples:

General industrial, including motors, some transformers, solenoids, control circuits, lighting and wiring. Meets the US trip norms with relatively short thermal trip delay and high magnetic trip point.

Type Designation

2 G N U 60
(a) **(b)** **(c)** **(d)** **(e)**

- (a)** = Number of Poles
- (b)** = Trip Characteristic
- (c)** = Blank: without neutral pole
 = N: with neutral pole
- (d)** = U: UL/CSA version
 = R: ring tongue terminals,
 UL/CSA version
 = Blank: European version
- (e)** = Rated Current

Approvals:



Voltage Rating[®]

Interrupting Capacity (UL/CSA - Ratings)

Group Short Circuit (UL/CSA - Ratings)

Interrupting Capacity (VDE - Ratings)

Mechanical Endurance

Calibration Temperature

Standard Pack and Weight

Terminal Size Acceptability

Terminal Torque

Basic Dimensions (Elevation View)

- ❶ Not European standard rating.
- ❷ Please refer to page 21 for specific applications.
- ❸ DC rating (Manufacturer's self certification):
 One pole 48VDC, two pole series 125VDC
- * AC Motor Starting, Across-the-line approval pending

ONE POLE



1G

Rated Current	Type/ Cat. No.	Approvals
0.3A	1GU03	UL Ⓢ
0.5A	1GU05	UL Ⓢ
0.75A	NA	
0.8A❶	1GU08	UL Ⓢ
1.0A	1GU1	UL Ⓢ
1.6A	1GU1.6	UL Ⓢ
2.0A	1GU2	UL Ⓢ
2.5A	1GU2.5	UL Ⓢ
3.0A	1GU3	UL Ⓢ
3.5A	1GU3.5	UL Ⓢ
4.0A	1GU4	UL Ⓢ
5.0A	1GU5	UL Ⓢ
6.0A	1GU6	UL Ⓢ
8.0A	1GU8	UL Ⓢ
10A	1GU10	UL Ⓢ
12A❶	1GU12	UL Ⓢ
12.5A	1GU125	UL Ⓢ
13A	1GU13	UL Ⓢ
15A❶	1GU15	UL Ⓢ
16A	1GU16	UL Ⓢ
20A	1GU20	UL Ⓢ
25A	1GU25	UL Ⓢ
30A❶	1GU30	UL Ⓢ
32A	1GU32	UL Ⓢ
40A	1GU40	UL Ⓢ
50A	1GU50	UL Ⓢ
60A❶	1GU60	UL Ⓢ
63A	1GU63	

277VAC

0.3-60A (RC): 10kA with UL-listed RK5 back-up fuse or MCCB

0.3-10A (RC): 10kA; 12-60A (RC): 5kA
 no branch circuit protection required

0.3-63A (RC): 10kA

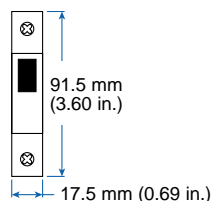
10000 ON/OFF operations^❸

40°C (104°F)

10/0.3A - 32A = 1.4kg (3.1 lb.)
 40A - 63A = 1.6kg (3.5 lb.)

Top: 18-3 AWG; Bottom: 18-2 AWG

20 lb.in.



ONE POLE PLUS NEUTRAL



2GN

Type/ Cat. No.	Approvals
2GNU03	UL Ⓢ
2GNU05	UL Ⓢ
NA	
2GNU08	UL Ⓢ
2GNU1	UL Ⓢ
2GNU1.6	UL Ⓢ
2GNU2	UL Ⓢ
2GNU2.5	UL Ⓢ
2GNU3	UL Ⓢ
2GNU3.5	UL Ⓢ
2GNU4	UL Ⓢ
2GNU5	UL Ⓢ
2GNU6	UL Ⓢ
2GNU8	UL Ⓢ
2GNU10	UL Ⓢ
2GNU12	UL Ⓢ
2GNU125	UL Ⓢ
2GNU13	UL Ⓢ
2GNU15	UL Ⓢ
2GNU16	UL Ⓢ
2GNU20	UL Ⓢ
2GNU25	UL Ⓢ
2GNU30	UL Ⓢ
2GNU32	UL Ⓢ
2GNU40	UL Ⓢ
2GNU50	UL Ⓢ
2GNU60	UL Ⓢ
2GNU63	

277VAC

0.3-60A (RC): 10kA with UL-listed RK5 back-up fuse or MCCB

0.3-10A (RC): 10kA; 12-60A (RC): 5kA
 no branch circuit protection required

0.3-63A (RC): 10kA

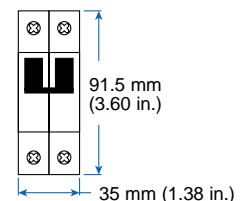
10000 ON/OFF operations^❸

40°C (104°F)

5/0.3A - 32A = 1.3kg (2.9 lb.)
 40A - 63A = 1.45kg (3.2 lb.)

Top: 18-3 AWG; Bottom: 18-2 AWG

20 lb.in.



TWO POLE



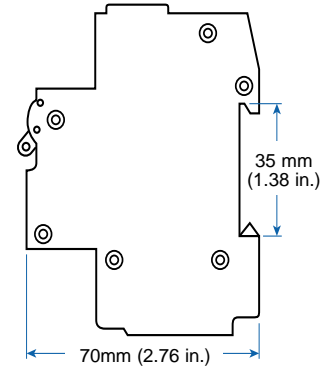
2G

THREE POLE



3G

Basic Dimensions (side view)



Rated Current **Type/ Cat. No.** **Approvals**

0.3A	2GU03	UL SF
0.5A	2GU05	UL SF
0.75A	NA	
0.8A	2GU08	UL SF
1.0A	2GU1	UL SF
1.6A	2GU1.6	UL SF
2.0A	2GU2	UL SF
2.5A	2GU2.5	UL SF
3.0A	2GU3	UL SF
3.5A	2GU3.5	UL SF
4.0A	2GU4	UL SF
5.0A	2GU5	UL SF
6.0A	2GU6	UL SF
8.0A	2GU8	UL SF
10A	2GU10	UL SF
12A	2GU12	UL SF *
12.5A	2GU125	UL SF *
13A	2GU13	UL SF *
15A	2GU15	UL SF *
16A	2GU16	UL SF *
20A	2GU20	UL SF *
25A	2GU25	UL SF *
30A	2GU30	UL SF *
32A	2GU32	UL SF *
40A	2GU40	UL SF *
50A	2GU50	UL SF *
60A	2GU60	UL SF *
63A	2GU63	UL SF *

Type/ Cat. No. **Approvals**

3GU03	UL SF
3GU05	UL SF
NA	
3GU08	UL SF
3GU1	UL SF
3GU1.6	UL SF
3GU2	UL SF
3GU2.5	UL SF
3GU3	UL SF
3GU3.5	UL SF
3GU4	UL SF
3GU5	UL SF
3GU6	UL SF
3GU8	UL SF
3GU10	UL SF
3GU12	UL SF *
3GU125	UL SF *
3GU13	UL SF *
3GU15	UL SF *
3GU16	UL SF *
3GU20	UL SF *
3GU25	UL SF *
3GU30	UL SF *
3GU32	UL SF *
3GU40	UL SF *
3GU50	UL SF *
3GU60	UL SF *
3GU63	UL SF *

480Y/277VAC

0.3-60A (RC): 10kA with UL-listed RK5 back-up fuse or MCCB

0.3-10A (RC): 10kA; 12-60A (RC): 5kA no branch circuit protection required

0.3-63A (RC): 10kA

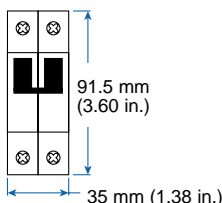
10000 ON/OFF operations[Ⓜ]

40°C (104°F)

5/1.4kg (3.1 lb.)

Top: 18-3 AWG; Bottom: 18-2 AWG

20 lb.in.



480Y/277VAC

0.3-60A (RC): 10kA with UL-listed RK5 back-up fuse or MCCB

0.3-10A (RC): 10kA; 12-60A (RC): 5kA no branch circuit protection required

0.3-63A (RC): 10kA

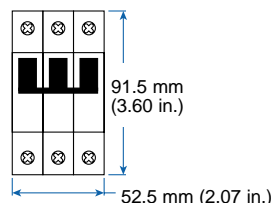
10000 ON/OFF operations[Ⓜ]

40°C (104°F)

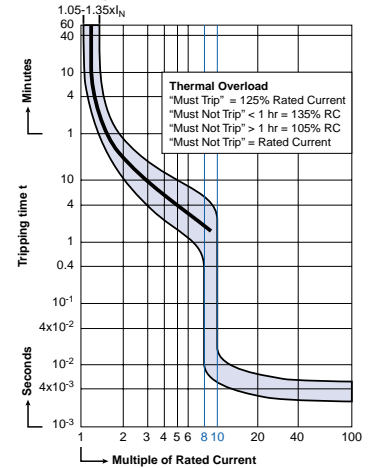
4/1.68kg (3.7 lb.)

Top: 18-3 AWG; Bottom: 18-2 AWG

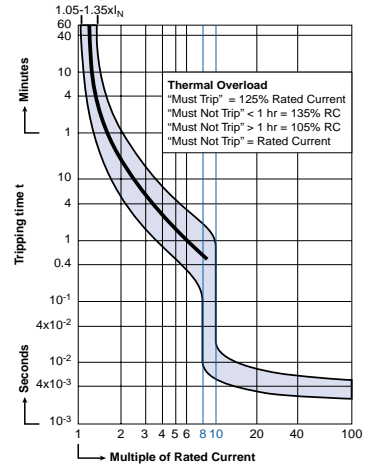
20 lb.in.



V-EA-G Trip 0.3A Through 10A Rated Current



V-EA-G Trip 12A Through 63A Rated Current



"G" Magnetic Trip Parameters Rated Current, 0.3A to 63A.

Magnetic Trip:

1. Hold for a minimum of 100ms at surge of 8 times rated current.
2. Trip in under 100ms at 10 times rated current.

NB: Trip curves shown comply with North American standards. For trip curves according to European standards please consult Altech.