



Series 513 LO-PRO® file Collet Sockets with Solder Tail Pins

FEATURES:

- LO-PRO® file Collet Sockets are available with solder tail or wire wrap pins. Consult Data Sheet No. 12012 for wire wrap pins.
- Choose from several size and plating options.

SPECIFICATIONS:

- Body material is black UL 94V-0 Glass-filled 4/6 Nylon.
- Pin body is Brass Alloy 360 1/2 hard per UNS C36000 ASTM-B16-00.
- Pin body plating is either 10µ [2.5µm] min. Gold per MIL-G-45204 or 200µ [5.08µm] min. 93/7 Tin/Lead per ASTM B545 or 200µ [5.08µm] min. Tin per ASTM B545 Type 1 over 100µ [2.54µm] min. Nickel per SAE-AMS-QQ-N-290.
- 4-fingered collet contact is Beryllium Copper Alloy per UNS C17200 ASTM-B194-01.
- Contact plating is either 200µ [5.08µm] min. 93/7 Tin/Lead per ASTM B545 or 200µ [5.08µm] min Tin per ASTM B545 Type 1 or 10µ [2.5µm] Gold per MIL-G-45204 over 50µ min. [1.27µm] Nickel per SAE-AMS-QQ-N-290. Heavy 30µ [7.6µm] Gold Plating also available.
- Contact current rating=3 Amps.
- Insertion Force=180 grams/pin; Withdrawal Force=90 grams/pin; Normal Force=140 grams/pin; based on a .018 [.46] dia. test lead.
- Operating temperature=221°F [105°C] Tin & Tin/Lead plating =257°F [125°C] Gold plating.
- Accepts leads .015-.025 [.38-.64] in diameter, .100-.146 [2.54-3.71] long.

MOUNTING CONSIDERATIONS:

- Suggested PCB hole size=.030 ± .002 [.76 ± .05] dia.

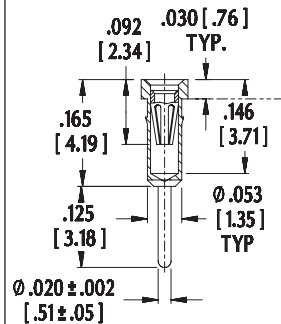
ALL DIMENSIONS: INCHES [MILLIMETERS]

"W"=NO. OF PINS PER ROW X .100 [2.54]


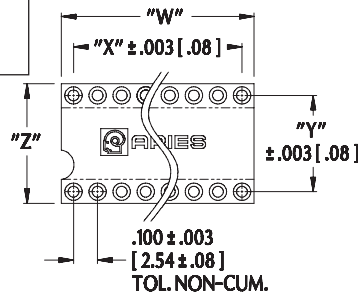
"X"=(NO. OF PINS PER ROW - 1) X .100 [2.54]

All tolerances ± .005 [.13] unless otherwise specified

SOLDER TAIL PIN

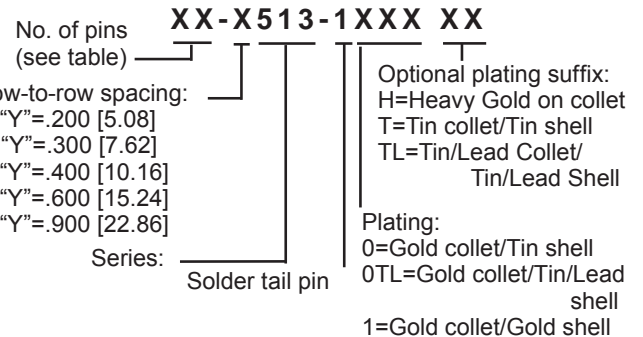


Consult Data Sheet No. 12012 for LO-PRO® file collet sockets with wire wrap pins.

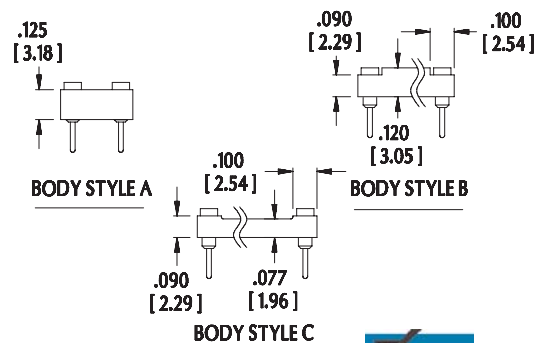


Note: Aries specializes in custom design and production. In addition to the standard products shown on this page, special materials, platings, sizes, and configurations can be furnished, depending on quantities. Aries reserves the right to change product specifications without notice.

ORDERING INFORMATION



Centers "Y"	Dim. "Z"	Body Style	Available Sizes
.200 [5.08]	.300 [5.08]	A	2 thru 10
.300 [7.62]	.400 [10.16]	C B	2 thru 20 22 thru 40
.400 [10.16]	.500 [12.70]	C	2 thru 22
.600 [15.24]	.700 [17.78]	C B	2 thru 40 42 thru 48
.900 [22.86]	1.000 [25.40]	B	2 thru 64



ARIES
 ELECTRONICS, INC.
<http://www.arieselec.com> • info@arieselec.com

Bristol, PA USA
 TEL: (215) 781-9956
 FAX: (215) 781-9845



12011 REV. H

Mouser Electronics

Authorized Distributor

Click to View Pricing, Inventory, Delivery & Lifecycle Information:

[Aries:](#)

[20-6513-10](#) [40-6513-10](#)

[Aries Electronics:](#)

[08-513-11H](#) [08-4513-10](#)