

INTRODUCTION:

Adam Tech HDCE Series EISA (Extended Industry Standard Architecture) Card Edge Connectors are .050" pitch 188 position dual level contact connectors specifically designed to mate with AT, XT and PC expansion cards. Our precision formed High Reliability contact system is contained within a Hi-Temp PPS body which features a close tolerance polarizing slot and card edge lead-in area for superior mating.

FEATURES:

- High density .050" Centerlines
- Compatible with PC, XT & AT
- Durable Long Life cycle contacts
- High Pressure Contacts for Low Level Circuits

MATING PC BOARDS:

All .050" centerline printed circuit board pads with a thickness of .062" to .072"

SPECIFICATIONS:

Material:

Standard insulator: PPS, 30% glass reinforced, rated UL94V-0
Optional Hi-Temp insulator: Nylon 6T, rated UL94V-0
Insulator Color: Dark Brown (Black optional)
Contacts: Phosphor Bronze

Contact Plating:

Gold Flash (30 μ in Optional) over Nickel underplate on contact area, tin over copper underplate on tails.

Electrical:

Operating voltage: 125V AC max.
Current rating: 3 Amps max.
Contact resistance: 20 m Ω max. initial
Insulation resistance: 1000 M Ω min.
Dielectric withstanding voltage: 500V AC for 1 minute

Mechanical:

Insertion force: 7 oz max.
Withdrawal force: 0.9 oz min

Temperature Rating:


Operating temperature: -55°C to +105°C
Soldering process temperature:
Standard insulator: 235°C
Hi-Temp insulator: 260°C

PACKAGING:

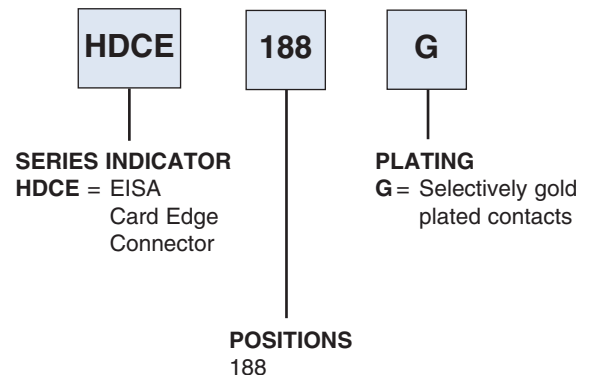
Anti-ESD plastic trays

APPROVALS AND CERTIFICATIONS:

UL Recognized File No. E224053
CSA Certified File No. LR1578596



ORDERING INFORMATION



OPTIONS:

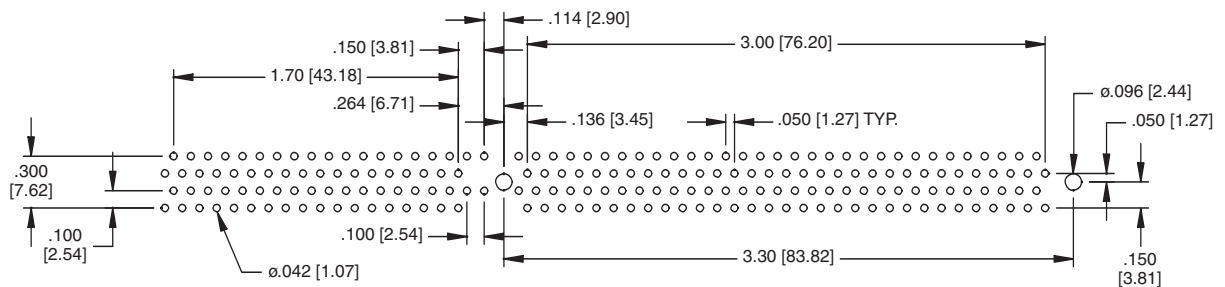
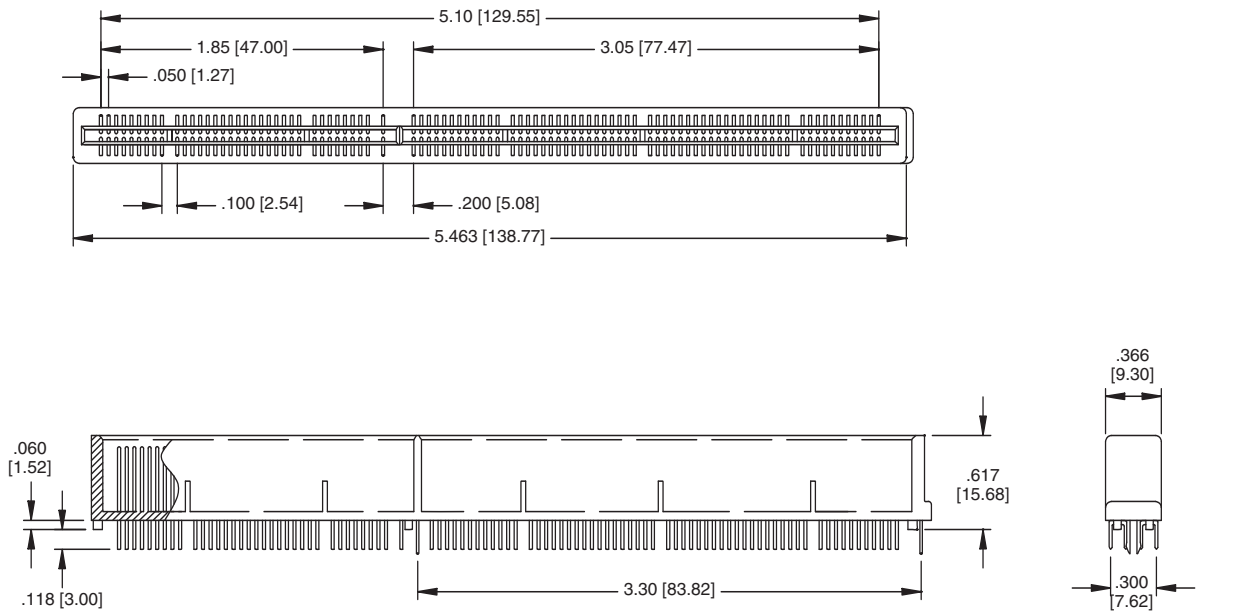
Add designator(s) to end of part number

30 = 30 μ in gold plating in contact area

BK = Black color insulation

HT = Hi-Temp insulator for Hi-Temp soldering
processes up to 260°C

HDCE-188-G



Recommended PCB Layout