


Number of contacts

# 48, 32

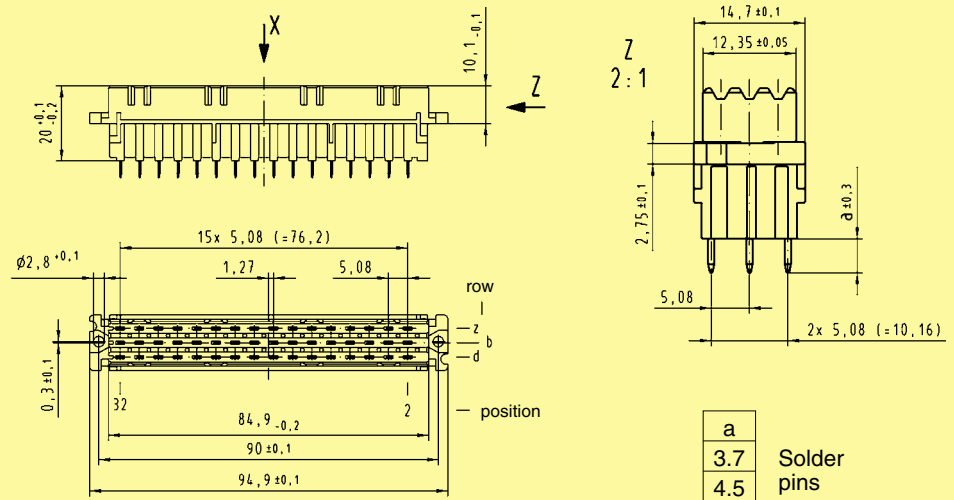


## Female connectors

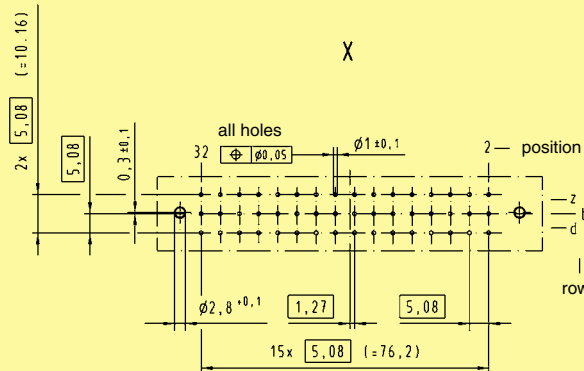
DIN Power  
to 6 A

Identification	Number of contacts	Contact arrangement	Part No.	Performance levels according to IEC 60 603-2. Explanation chapter 00		
			3	2	1	
Female connector with solder pins 3.7 mm <sup>1)</sup>	48		09 06 248 7848	09 06 248 6848	09 06 248 2848	
	32			09 06 232 6848	09 06 232 2848	
	32			09 06 232 6858	09 06 232 2858	
Female connector with solder pins 4.5 mm <sup>1)</sup>	48		09 06 248 7835	09 06 248 6835	09 06 248 2835	
	32			09 06 232 6835	09 06 232 2835	
	32			09 06 232 6845	09 06 232 2845	

## Dimensions



## Board drillings Mounting side



Dimensions in mm

<sup>1)</sup> With shroud coding, see also page 02.41