



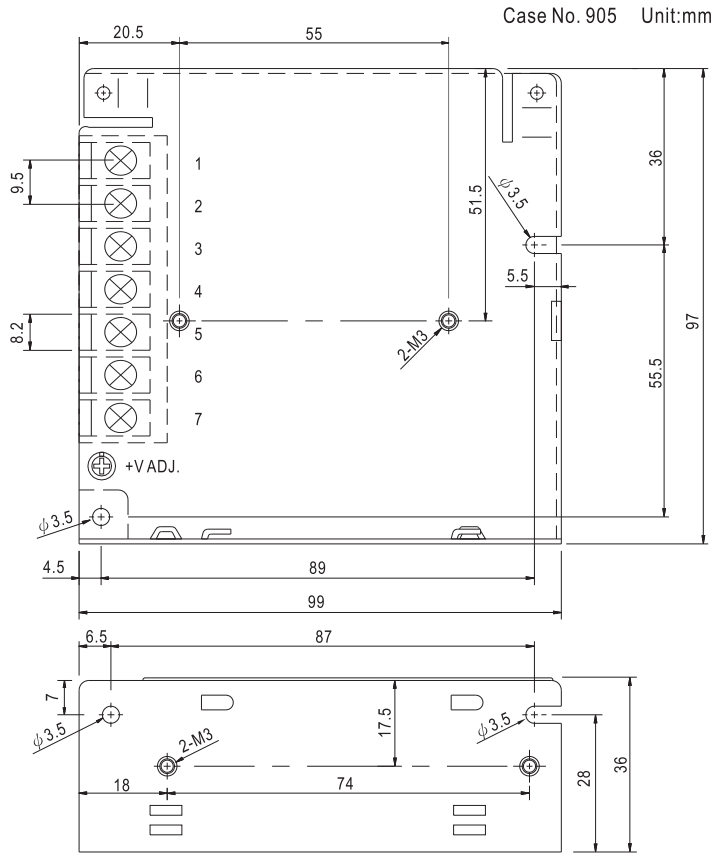
- Features :
 - Universal AC input / Full range
 - Protections: Short circuit / Over load / Over voltage
 - Cooling by free air convection
 - 100% full load burn-in test
 - 2 years warranty



SPECIFICATION

MODEL		NET-35A			NET-35B			NET-35C			NET-35D		
OUTPUT	OUTPUT NUMBER	CH1	CH2	CH3	CH1	CH2	CH3	CH1	CH2	CH3	CH1	CH2	CH3
	DC VOLTAGE	5V	12V	-5V	5V	12V	-12V	5V	15V	-15V	5V	24V	12V
	RATED CURRENT	3A	1A	0.5A	3A	1A	0.5A	2.5A	1A	0.5A	2.5A	0.5A	1A
	CURRENT RANGE <small>Note.6</small>	0.5 ~ 4A	0.1 ~ 1.5A	0.1 ~ 0.5A	0.5 ~ 4A	0.1 ~ 1.5A	0.1 ~ 0.5A	0.5 ~ 3.5A	0.1 ~ 1.5A	0.1 ~ 0.5A	0.5 ~ 3.5A	0.1 ~ 1A	0.1 ~ 1A
	RATED POWER	29.5W			33W			35W			36.5W		
	RIPPLE & NOISE (max.) <small>Note.2</small>	80mVp-p	120mVp-p	120mVp-p	80mVp-p	120mVp-p	120mVp-p	80mVp-p	150mVp-p	150mVp-p	80mVp-p	200mVp-p	120mVp-p
	VOLTAGE ADJ. RANGE	CH1:4.75 ~ 5.5V			CH1: 4.75 ~ 5.5V			CH1: 4.75 ~ 5.5V			CH1: 4.75 ~ 5.5V		
	VOLTAGE TOLERANCE <small>Note.3</small>	±2.0%	±6.0%	±6.0%	±2.0%	±6.0%	±6.0%	±2.0%	±8.0%	±8.0%	±2.0%	±8.0%	±8.0%
	LINE REGULATION <small>Note.4</small>	±0.5%	±1.0%	±1.0%	±0.5%	±1.0%	±1.0%	±0.5%	±1.0%	±1.0%	±0.5%	±1.0%	±1.0%
	LOAD REGULATION <small>Note.5</small>	±1.5%	±3.0%	±3.0%	±1.5%	±3.0%	±3.0%	±1.5%	±3.0%	±3.0%	±1.5%	±3.0%	±3.0%
SETUP, RISE TIME	500ms, 30ms/230VAC			1200ms, 30ms/115VAC at full load									
HOLD UP TIME (Typ.)	50ms/230VAC			10ms/115VAC at full load									
INPUT	VOLTAGE RANGE	85 ~ 264VAC			120 ~ 370VDC								
	FREQUENCY RANGE	47 ~ 63Hz											
	EFFICIENCY (Typ.)	78%			79%			79%			79%		
	AC CURRENT (Typ.)	0.75A/115VAC			0.5A/230VAC								
	INRUSH CURRENT (Typ.)	COLD START 45A											
LEAKAGE CURRENT	<2mA / 240VAC												
PROTECTION	OVERLOAD	110 ~ 150% rated output power Protection type : Hiccup mode, recovers automatically after fault condition is removed											
	OVER VOLTAGE	CH1: 5.75 ~ 6.75V Protection type : Shut down o/p voltage, re-power on to recover											
ENVIRONMENT	WORKING TEMP.	-20 ~ +60°C (Refer to "Derating Curve")											
	WORKING HUMIDITY	20 ~ 90% RH non-condensing											
	STORAGE TEMP., HUMIDITY	-40 ~ +85°C, 10 ~ 95% RH											
	TEMP. COEFFICIENT	±0.03%/°C (0 ~ 45°C)											
VIBRATION	10 ~ 500Hz, 2G 10min./1cycle, period for 60min. each along X, Y, Z axes												
SAFETY & EMC (Note 7)	SAFETY STANDARDS	UL60950-1, CB(IEC60950-1) approved											
	WITHSTAND VOLTAGE	I/P-O/P:3KVAC I/P-FG:2KVAC O/P-FG:0.5KVAC											
	ISOLATION RESISTANCE	I/P-O/P, I/P-FG, O/P-FG:100M Ohms / 500VDC / 25°C/ 70% RH											
	EMC EMISSION	Compliance to EN55022 (CISPR22) Class B, EN61000-3-2,-3											
EMC IMMUNITY	Compliance to EN61000-4-2, 3, 4, 5, 6, 8, 11, EN55024, EN61000-6-1, light industry level, criteria A												
OTHERS	MTBF	386.2Khrs min. MIL-HDBK-217F (25°C)											
	DIMENSION	99*97*36mm (L*W*H)											
	PACKING	0.36Kg; 45pcs/17.2Kg/0.93CUFT											
NOTE	1. All parameters NOT specially mentioned are measured at 230VAC input, rated load and 25°C of ambient temperature. 2. Ripple & noise are measured at 20MHz of bandwidth by using a 12" twisted pair-wire terminated with a 0.1uf & 47uf parallel capacitor. 3. Tolerance : includes set up tolerance, line regulation and load regulation. 4. Line regulation is measured from low line to high line at rated load. 5. Load regulation is measured from 20% to 100% rated load, and other output at 60% rated load. 6. Each output can work within current range. But total output power can't exceed rated output power. 7. The power supply is considered a component which will be installed into a final equipment. The final equipment must be re-confirmed that it still meets EMC directives. For guidance on how to perform these EMC tests, please refer to "EMI testing of component power supplies." (as available on http://www.meanwell.com)												

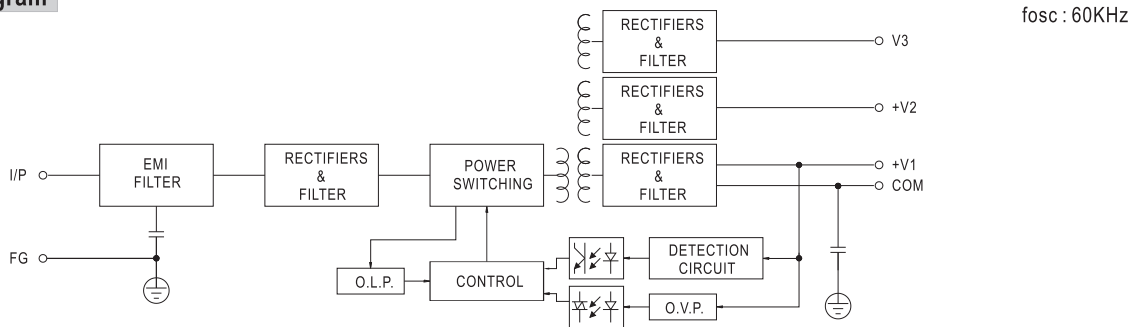
Mechanical Specification



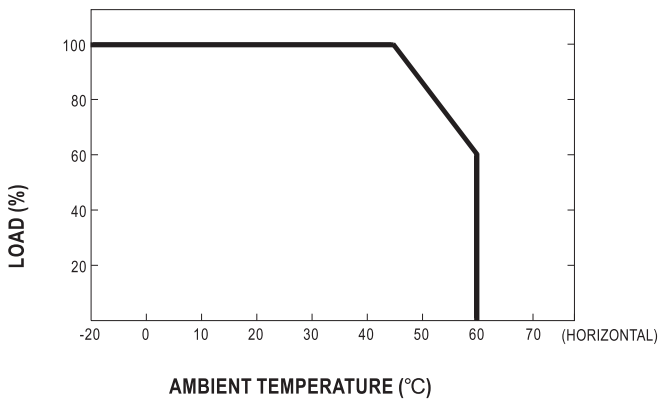
Terminal Pin No. Assignment

Pin No.	Assignment	Pin No.	Assignment
1	AC/L	5	DC OUTPUT +V2
2	AC/N	6	DC OUTPUT COM
3	FG \perp	7	DC OUTPUT +V1
4	DC OUTPUT V3		

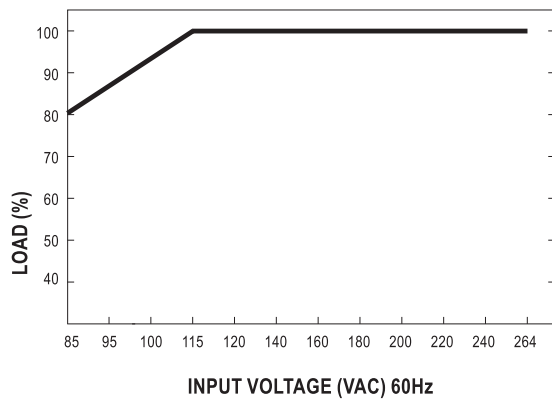
Block Diagram



Derating Curve



Output Derating VS Input Voltage



Mouser Electronics

Authorized Distributor

Click to View Pricing, Inventory, Delivery & Lifecycle Information:

[Mean Well:](#)

[NET-35D](#) [NET-35A](#) [NET-35B](#) [NET-35C](#)