



HSC3953S

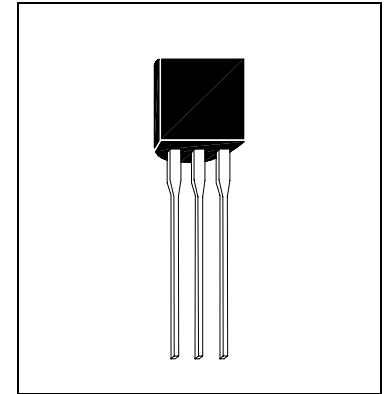
NPN EPITAXIAL PLANAR TRANSISTOR

Description

High-definition CRT display video output, wide-band amplifier applications.

Features

- High f_T : $f_T=500\text{MHz}$
- High breakdown voltage: $V_{CEO}=120\text{V}$ min
- Small reverse transfer capacitance



Absolute Maximum Ratings

- Maximum Temperatures
 Storage Temperature -55 ~ +150 °C
 Junction Temperature 150 °C Maximum
- Maximum Power Dissipation
 Total Power Dissipation ($T_a=25^\circ\text{C}$) 900 mW
- Maximum Voltages and Currents ($T_a=25^\circ\text{C}$)
 VCBO Collector to Base Voltage 120 V
 VCEO Collector to Emitter Voltage 120 V
 VEBO Emitter to Base Voltage 3 V
 IC Collector Current 200 mA
 Icp Peak Collector Current 400 mA

Characteristics ($T_a=25^\circ\text{C}$)

Symbol	Min.	Typ.	Max.	Unit	Test Conditions
BVCBO	120	-	-	V	$I_C=10\mu\text{A}$, $I_E=0$
BVCEO	120	-	-	V	$I_C=1\text{mA}$, $I_B=0$
BVEBO	3	-	-	V	$I_E=100\mu\text{A}$, $I_C=0$
ICBO	-	-	0.1	μA	$V_{CB}=80\text{V}$, $I_E=0$
IEBO	-	-	0.1	μA	$V_{EB}=2\text{V}$, $I_C=0$
* $V_{CE}(\text{sat})$	-	-	1	V	$I_C=30\text{mA}$, $I_B=3\text{mA}$
* $V_{BE}(\text{sat})$	-	-	1	V	$I_C=30\text{mA}$, $I_B=3\text{mA}$
* h_{FE1}	60	160	320		$V_{CE}=10\text{V}$, $I_C=10\text{mA}$
* h_{FE2}	40	-	-		$V_{CE}=10\text{V}$, $I_C=100\text{mA}$
f_T	-	400	-	MHz	$V_{CE}=10\text{V}$, $I_C=50\text{mA}$,
Cob	-	2.1	-	pF	$I_E=0$, $V_{CB}=30\text{V}$, $f=1\text{MHz}$

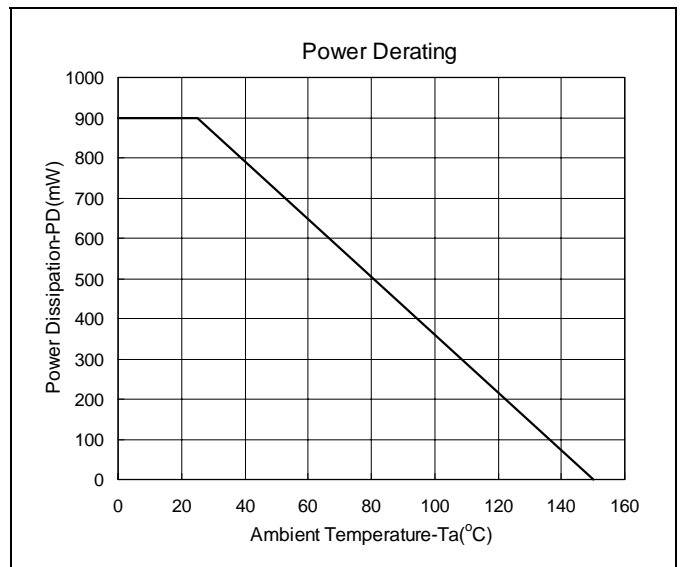
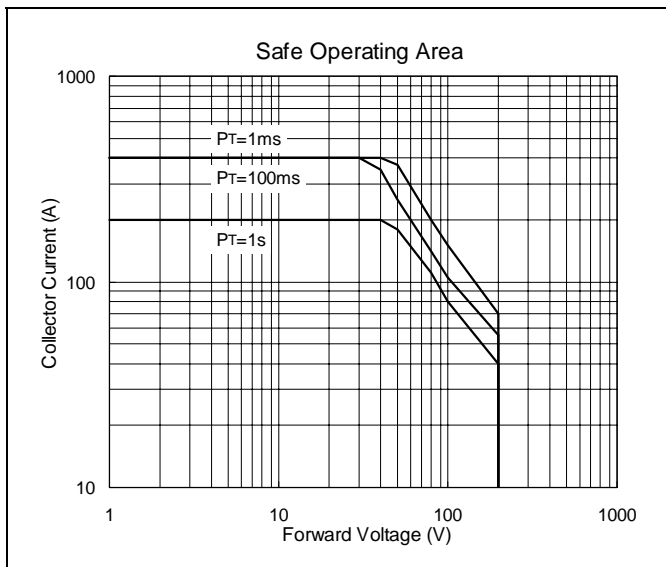
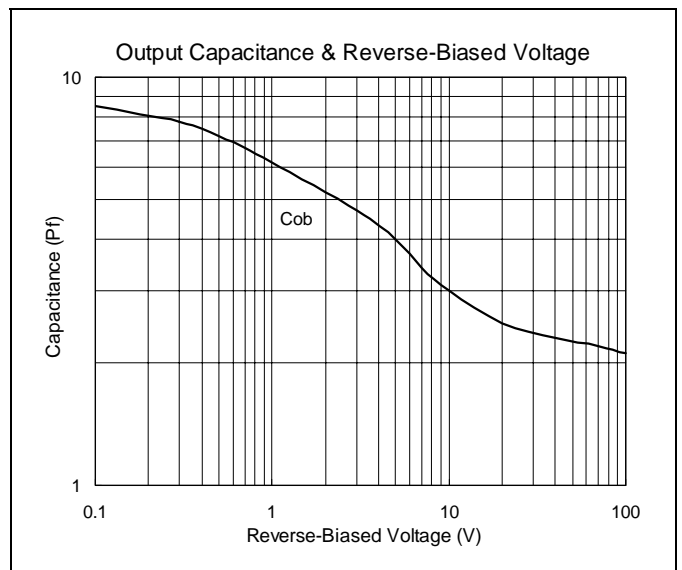
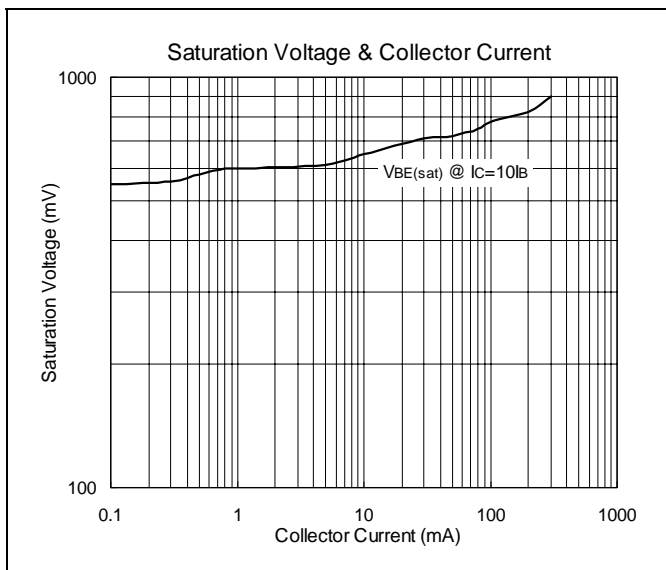
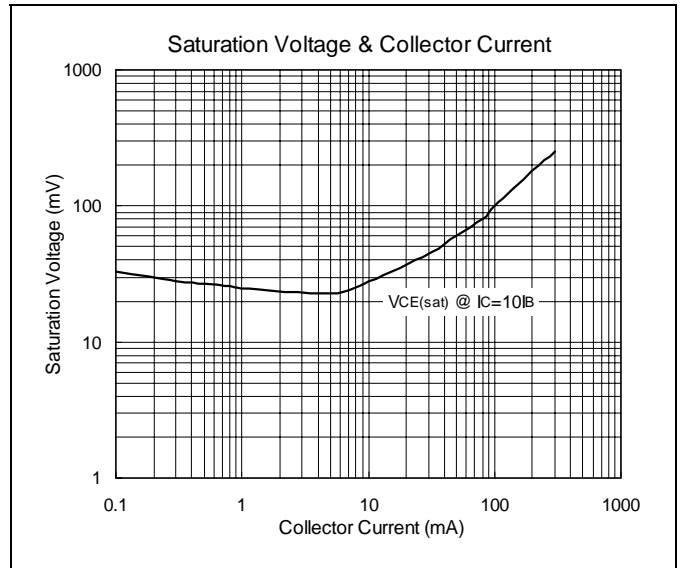
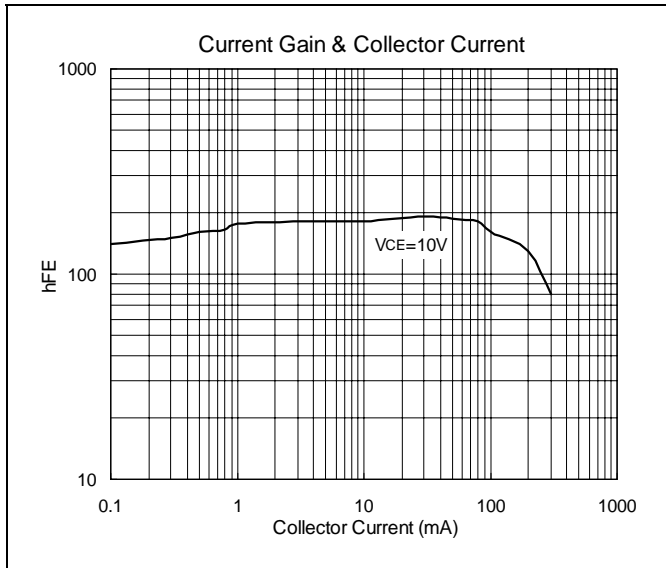
*Pulse Test : Pulse Width $\leq 380\mu\text{s}$, Duty Cycle $\leq 2\%$

Classification of h_{FE1}

Rank	D	E	F
Range	60-120	100-200	160-320

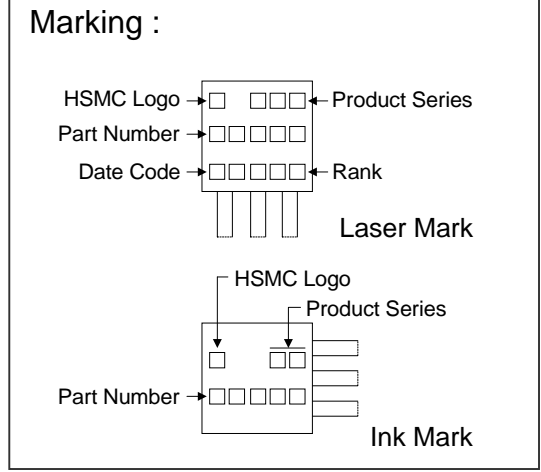
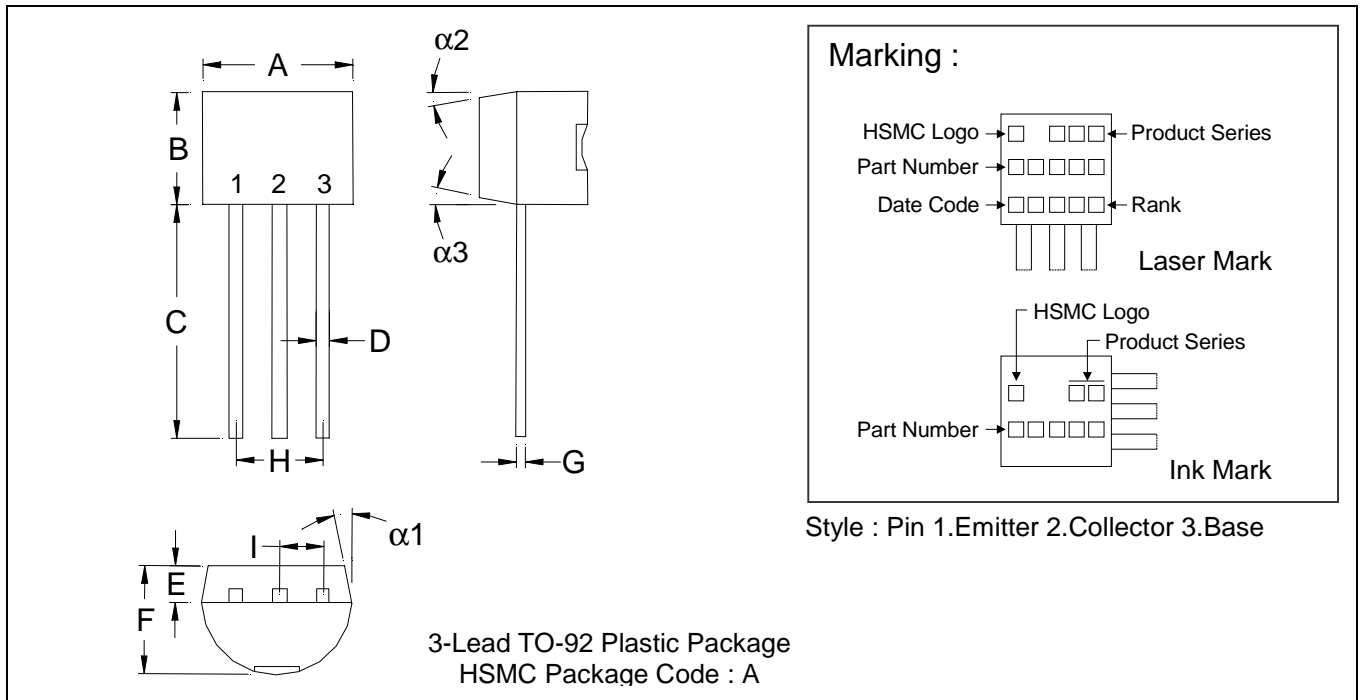


Characteristics Curve





TO-92 Dimension



Style : Pin 1. Emitter 2. Collector 3. Base

*:Typical

DIM	Inches		Millimeters		DIM	Inches		Millimeters	
	Min.	Max.	Min.	Max.		Min.	Max.	Min.	Max.
A	0.1704	0.1902	4.33	4.83	G	0.0142	0.0220	0.36	0.56
B	0.1704	0.1902	4.33	4.83	H	-	*0.1000	-	*2.54
C	0.5000	-	12.70	-	I	-	*0.0500	-	*1.27
D	0.0142	0.0220	0.36	0.56	α1	-	*5°	-	*5°
E	-	*0.0500	-	*1.27	α2	-	*2°	-	*2°
F	0.1323	0.1480	3.36	3.76	α3	-	*2°	-	*2°

Notes : 1.Dimension and tolerance based on our Spec. dated Apr. 25,1996.
 2.Controlling dimension : millimeters.
 3.Maximum lead thickness includes lead finish thickness, and minimum lead thickness is the minimum thickness of base material.
 4.If there is any question with packing specification or packing method, please contact your local HSMC sales office.

Material :

- Lead : 42 Alloy ; solder plating
- Mold Compound : Epoxy resin family, flammability solid burning class:UL94V-0

Important Notice:

- All rights are reserved. Reproduction in whole or in part is prohibited without the prior written approval of HSMC.
- HSMC reserves the right to make changes to its products without notice.
- **HSMC semiconductor products are not warranted to be suitable for use in Life-Support Applications, or systems.**
- HSMC assumes no liability for any consequence of customer product design, infringement of patents, or application assistance.

Head Office And Factory :

- **Head Office** (Hi-Sincerity Microelectronics Corp.) : 10F.,No. 61, Sec. 2, Chung-Shan N. Rd. Taipei Taiwan R.O.C.
 Tel : 886-2-25212056 Fax : 886-2-25632712, 25368454
- **Factory 1** : No. 38, Kuang Fu S. Rd., Fu-Kou Hsin-Chu Industrial Park Hsin-Chu Taiwan. R.O.C
 Tel : 886-3-5983621~5 Fax : 886-3-5982931
- **Factory 2** : No. 17-1, Ta-Tung Rd., Fu-Kou Hsin-Chu Industrial Park Hsin-Chu Taiwan. R.O.C
 Tel : 886-3-5977061 Fax : 886-3-5979220