

ACTUAL SIZE

## Description

The 1240i is a low cost, programmable step motor driver, suitable for a wide range of motion control applications. It includes a sophisticated controller integrated with a 50 watt microstepping amplifier.

The 1240i includes Applied Motion's easy to use *Si Programmer™* Windows software for the rapid development of stand alone motion control programs. The 1240i can also be commanded in real time from a host PC or PLC, using the *SiNet Command Language™*.

For multi-axis applications, up to eight 1240i drives can be networked using the SiNet Hub-8. The hub also allows the 1240i to be mixed with any of the other six Si™ drive models, fulfilling the exact requirements of your application at the lowest possible cost.

The 1240i includes 8 programmable inputs for triggering, branching, position sensing and end of travel detection. 3 programmable outputs can send signals to other electronic devices and activate relays.

## Features

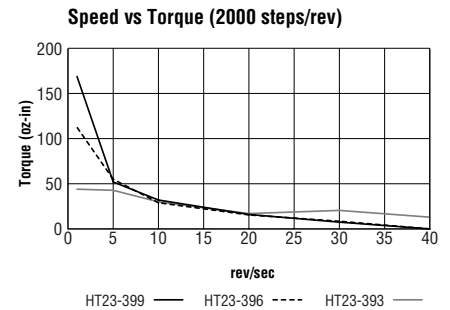
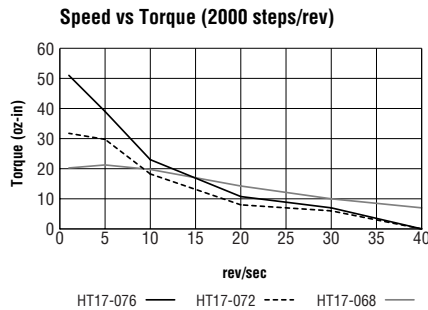
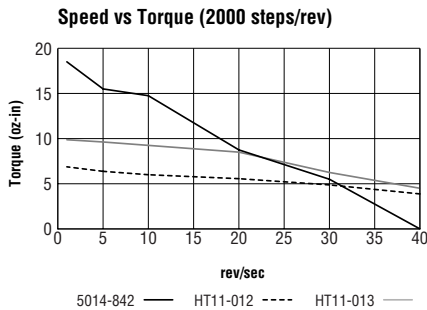
- Can be programmed for stand alone operation with the easy to use *Si Programmer™* Windows software (software and programming cable included).
- Can be operated in real time from a host PC or PLC using the *SiNet Command Language™*.
- Requires 12 – 42 VDC power supply, up to 1.5 A.
- Programmable motor current: up to 1.2 amps/phase.
- Microstepping: 2,000 – 50,800 steps/rev.
- Speeds to 50 rev/sec.
- 20 kHz PWM amplifier with mixed fast/slow decay.
- 8 optically isolated 5 – 24 V inputs can be configured for sinking or sourcing logic.
- 3 optically isolated outputs, 30 VDC, 100 mA.
- Automatic idle current reduction.
- Drives 4, 6 or 8 lead step motors, sizes 11 – 23.
- Compatible step motors available from stock.
- Compact size (0.7 x 3.0 x 4.0 inches).
- Four .156 inch mounting holes, 2.7 x 3.7 inch spacing.
- Screw terminal connectors.

# Recommended Motors

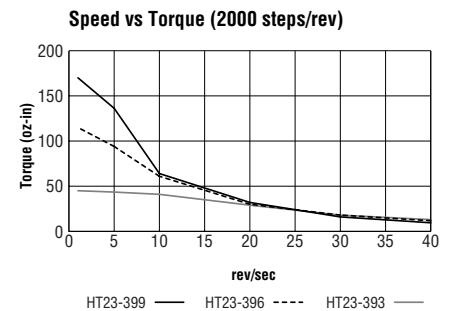
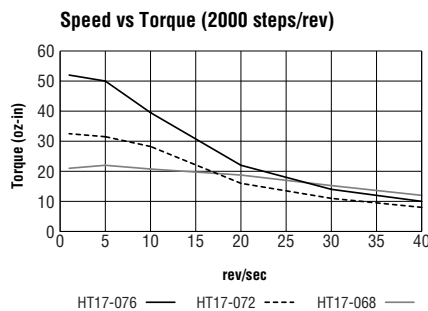
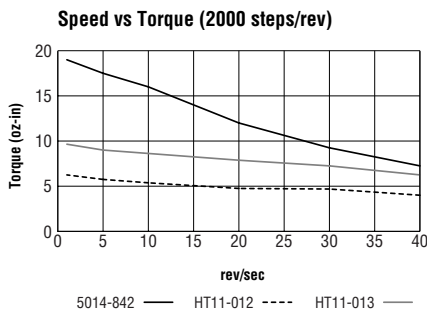
PART NO.	SIZE	WINDING CONNECTION	CURRENT	TORQUE
HT11-012	1.10 sq x 1.32	series	1.0 A	7 oz-in
HT11-013	1.10 sq x 1.87	series	1.0 A	15 oz-in
5014-842	1.38 sq x 1.57	series	1.0 A	26 oz-in
HT17-068	1.65 sq x 1.30	parallel	1.2 A	22 oz-in
HT17-072	1.65 sq x 1.54	parallel	1.1 A	36 oz-in
HT17-076	1.65 sq x 1.85	parallel	1.1 A	44 oz-in
HT23-393	2.22 sq x 1.54	parallel	1.2 A	54 oz-in
HT23-396	2.22 sq x 2.13	parallel	1.2 A	125 oz-in
HT23-399	2.22 sq x 2.99	parallel	1.2 A	187 oz-in

## Torque Curves

### 24 Volt Power Supply



### 40 Volt Power Supply



# Mouser Electronics

Authorized Distributor

Click to View Pricing, Inventory, Delivery & Lifecycle Information:

[Applied Motion:](#)

[1240i](#)