DIN 41 612 · complementary to type R (HE 11)

Number of contacts

96, 64



Male connectors

Identification	Number of contacts	Contact arrangement	Part No.	Performance levels according to IEC 60 603-2. Explanation chapter 00 3	2	1
Male connector with solder pins 2.5 mm	96				09 79 196 6902	
Male connector with solder pins 4.0 mm	96 64	 	Performance level 3 on request		09 79 196 6903 09 79 396 6903[b)] 09 79 164 6903 09 79 364 6903[b)]	Performance level 1 on request
Male connector with wrap posts[1)] 13 mm	96 64	 			09 79 196 6907 09 79 164 6907	

Dimensions

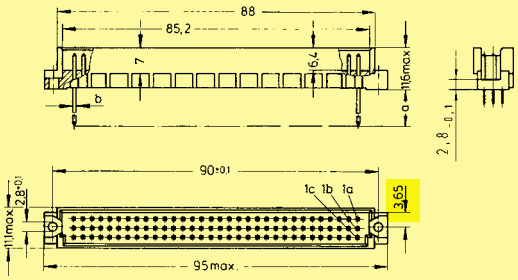

a	b
2.5 4	ø 0.7

Solder pins

a	b
13	□0.6

Wrap posts

Panel cut out

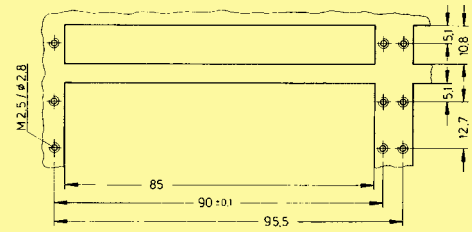

Board drillings

Mounting side

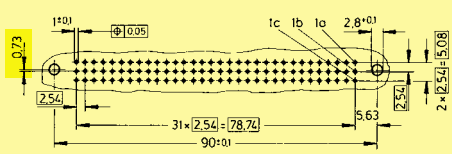

Contact arrangement

View from termination side

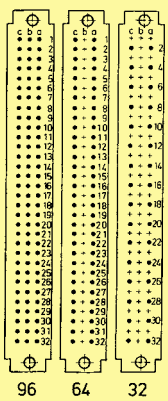

Dimensions in mm

Other contact arrangements on request

= deviating dimensions from standard male connectors (see page 01.32)

b) Connectors with snap-in clips see chapter 00

1) To be used only for wire wrap termination