
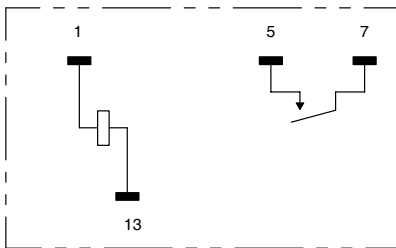


## Features

- Sealed Construction for Automatic Soldering and Cleaning
- Rated for D 150 Pilot Duty
- Standard Pin Spacing (0.1")
- PC Board Mount



SPST-NO, 1 Form "A"  
(Bottom View)



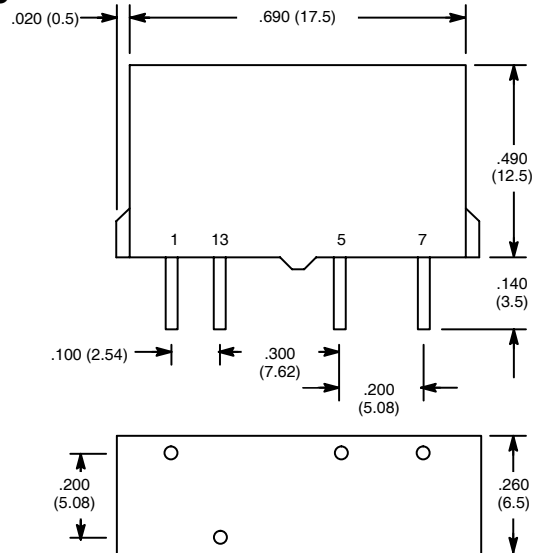
DC OPERATED						
NTE Type No.	Nom. Volt.	Contact Arr.	Coil Res. Ohms (Typ)	Approx. Nom. Power	Max. Contact Cur. @ 30VDC 250VAC	Diag No.
RLY3405	5VDC	SPST-NO	125	200mW	5A	D65
RLY3412	12VDC	SPST-NO	720	200mW	5A	D65
RLY3424	24VDC	SPST-NO	2880	200mW	5A	D65

# RLY34 Series



## Subminiature, PC Mount, 5 Amp, SPST-NO Relay.

### D65



## Electrical Specifications

### Contact

Rating: 5 Amp @ 250 VAC, 30 VDC

Material: Ag Alloy

Resistance: 100mΩ Max

### Coil

Coil Voltages: See Chart

Pick-up Voltages: 70% max of rated voltage

Drop-out Voltages: 10% min of rated voltage

Resistance: See Chart

### Operational Characteristics

Timing Value: . . . Operate Time: 10 mS max

Release Time: 10 mS max

### Insulation Characteristics

#### Dielectric Strength

Between Contact and Coil: 3000 VAC/1 minute

Between Contacts (Same Polarity): 750 VAC/ 1 minute

Insulation Resistance: 1000MΩ Min. @ 500 VDC

#### Surge Withstand Voltage

Between Coil and Contacts: 6000V, 1.2 x 50μs

### Environmental Characteristics

Operating: -25°C to +70°C

### Life

Mechanical: 18,000 operations/hour

Electrical: 1,800 operations/hour (under rated load)

### Weight

Std: 0.10 oz (3 grams) approx.