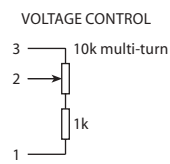





PIN	CONNECTION
1	Ground
2	Freq adjustment
3	Ref voltage out
4	Supply
5	RF output



Scale 1:1

## Features

-  **Fast warm up**
-  **Temperature stability down to 3ppb**
-  **Single 12V supply (12V ~ 30V optional)**
-  **Standard European pin-out**
-  **Custom options available**

## Standard Models

Freq	Specification	Ageing per day	Temperature stability	Part No
5.0MHz	HCD666/FTFN	$\pm 2 \times 10^{-10}$	$\pm 3 \times 10^{-9}$ -20+70°C	MS06951
10.0MHz	HCD666/FTFN	$\pm 2 \times 10^{-10}$	$\pm 3 \times 10^{-9}$ -20+70°C	MS06950

## Specifications

Parameters	Product	Option Codes
	HCD666	
<b>Frequency range:</b> 5.0 ~ 20.0MHz	<input checked="" type="checkbox"/>	
<b>Ageing per day (at despatch):</b> $< \pm 1 \times 10^{-9}$ $< \pm 5 \times 10^{-10}$ $< \pm 2 \times 10^{-10}$	<input type="checkbox"/> <input type="checkbox"/> <input checked="" type="checkbox"/>	D E F
<b>Frequency stability:</b> $< \pm 2 \times 10^{-8}$ per year $< \pm 1 \times 10^{-9}$ per 10% change in $V_{DD}$ $< \pm 5 \times 10^{-10}$ per 10% change in load	<input checked="" type="checkbox"/> <input checked="" type="checkbox"/> <input checked="" type="checkbox"/>	
<b>Short term stability:</b> $< \pm 5 \times 10^{-12}$ over 1 sec	<input checked="" type="checkbox"/>	
<b>Temperature stability:</b> $< \pm 1 \times 10^{-8}$ $< \pm 5 \times 10^{-9}$ $< \pm 3 \times 10^{-9}$	<input type="checkbox"/> <input type="checkbox"/> <input checked="" type="checkbox"/>	R S T
<b>Operating temperature range:</b> 0 to +50°C -10 to +60°C -20 to +70°C -40 to +70°C	<input type="checkbox"/> <input type="checkbox"/> <input checked="" type="checkbox"/> <input type="checkbox"/>	A C F G
<b>Storage temperature range:</b> -40 to +90°C	<input checked="" type="checkbox"/>	
<b>Output waveform:</b> HCMOS / TTL compatible	<input checked="" type="checkbox"/>	
<b>Frequency adjustment:</b> $\pm 5 \times 10^{-7}$ (typ) over +0.5 to +7.0V (sufficient for 10 years ageing min) Stabilised +7.0V supply provided	<input checked="" type="checkbox"/>	
<b>Supply voltage (<math>V_{DD}</math>):</b> +12V ( $\pm 0.5$ V) +15V ( $\pm 0.5$ V) Other options from 12~30V	<input checked="" type="checkbox"/> <input type="checkbox"/> <input type="checkbox"/>	N P specify
<b>Power consumption:</b> 10.0W max at switch on 1.3W typ when stabilised at 25°C	<input checked="" type="checkbox"/> <input checked="" type="checkbox"/>	
<b>Warm up:</b> $< \pm 1 \times 10^{-8}$ after 2.25mins at +25°C	<input checked="" type="checkbox"/>	
<b>Phase noise (@ 10.0MHz):</b> $< -130$ dBc/Hz @ 10Hz $< -140$ dBc/Hz @ 100Hz $< -155$ dBc/Hz @ 1kHz $< -158$ dBc/Hz @ 10kHz $< -160$ dBc/Hz @ 50kHz	<input checked="" type="checkbox"/> <input checked="" type="checkbox"/> <input checked="" type="checkbox"/> <input checked="" type="checkbox"/> <input checked="" type="checkbox"/>	
<b>Harmonics:</b> $< -30$ dB wrt carrier	<input checked="" type="checkbox"/>	
<b>Shock:</b> IEC 68-2-27 Test Ea 50G for 11ms	<input checked="" type="checkbox"/>	
<b>Vibration:</b> IEC 68-2-06 Test Fc 10-55Hz, 1.5mm. 55-500Hz, 10G	<input checked="" type="checkbox"/>	

Standard.  Optional - Please specify required code(s) when ordering

## Ordering Information

Part No, or product name + option codes + frequency  
 eg: **HCD666/FTFN 10.0MHz**

**HCD666/FRGN 5.0MHz**

Option code X (eg HCD666/X) denotes a custom specification.