

## Cascadable Amplifier 10 to 250 MHz

Rev. V3

### Features

- VERY LOW NOISE: 1.6 dB (TYP.)
- HIGH EFFICIENCY +8.0 dBm (TYP.)  
OUTPUT POWER AT 10 mA (TYP.)

### Description

The A70 RF amplifier is a discrete hybrid design, which uses thin film manufacturing processes for accurate performance and high reliability.

This single stage bipolar transistor feedback amplifier design displays impressive performance over a broadband frequency range. Use of an impedance transformer offers the benefit of high dynamic range and high efficiency.


Both TO-8 and Surface Mount packages are hermetically sealed, and MIL-STD-883 environmental screening is available

### Ordering Information

Part Number	Package
A70	TO-8
SMA70	Surface Mount
MAAM-008726-00CA70	SMA Connectorized **

\*\* The connectorized version is not RoHs compliant.

### Product Image



### Electrical Specifications: $Z_0 = 50\Omega$ , $V_{CC} = +15 V_{DC}$

Parameter	Units	Typical	Guaranteed	
		25°C	0° to 50°C	-54° to +85°C*
Frequency	MHz	10-300	10-250	10-250
Small Signal Gain (min)	dB	8.0	7.3	6.8
Gain Flatness (max)	dB	±0.3	±0.5	±0.7
Reverse Isolation	dB	11		
Noise Figure (max)	dB	1.6	2.3	2.8
Power Output @ 1 dB comp. (min)	dBm	8.0	7.5	7.0
IP3	dBm	+24		
IP2	dBm	+37		
Second Order Harmonic IP	dBm	+44		
VSWR Input / Output (max)		1.8:1 / 1.8:1	2.1:1 / 2.1:1	2.3:1 / 2.3:1
DC Current @ 15 Volts (max)	mA	10	12	13

### Absolute Maximum Ratings

Parameter	Absolute Maximum
Storage Temperature	-62°C to +125°C
Case Temperature	125°C
DC Voltage	+18 V
Continuous Input Power	+13 dBm
Short Term Input power (1 minute max.)	50 mW
Peak Power (3 µsec max.)	0.5 W
"S" Series Burn-In Temperature (case)	+125°C

### Thermal Data: $V_{CC} = +15 V_{DC}$

Parameter	Rating
Thermal Resistance $\theta_{jc}$	130°C/W
Transistor Power Dissipation $P_d$	0.064 W
Junction Temperature Rise Above Case $T_{jc}$	8°C

\* Over temperature performance limits for part number CA70, guaranteed from 0°C to +50°C only.

**ADVANCED:** Data Sheets contain information regarding a product M/A-COM Technology Solutions is considering for development. Performance is based on target specifications, simulated results, and/or prototype measurements. Commitment to develop is not guaranteed.

**PRELIMINARY:** Data Sheets contain information regarding a product M/A-COM Technology Solutions has under development. Performance is based on engineering tests. Specifications are typical. Mechanical outline has been fixed. Engineering samples and/or test data may be available. Commitment to produce in volume is not guaranteed.

• **North America** Tel: 800.366.2266 • **Europe** Tel: +353.21.244.6400  
• **India** Tel: +91.80.4155721 • **China** Tel: +86.21.2407.1588  
Visit [www.macomtech.com](http://www.macomtech.com) for additional data sheets and product information.

M/A-COM Technology Solutions Inc. and its affiliates reserve the right to make changes to the product(s) or information contained herein without notice.

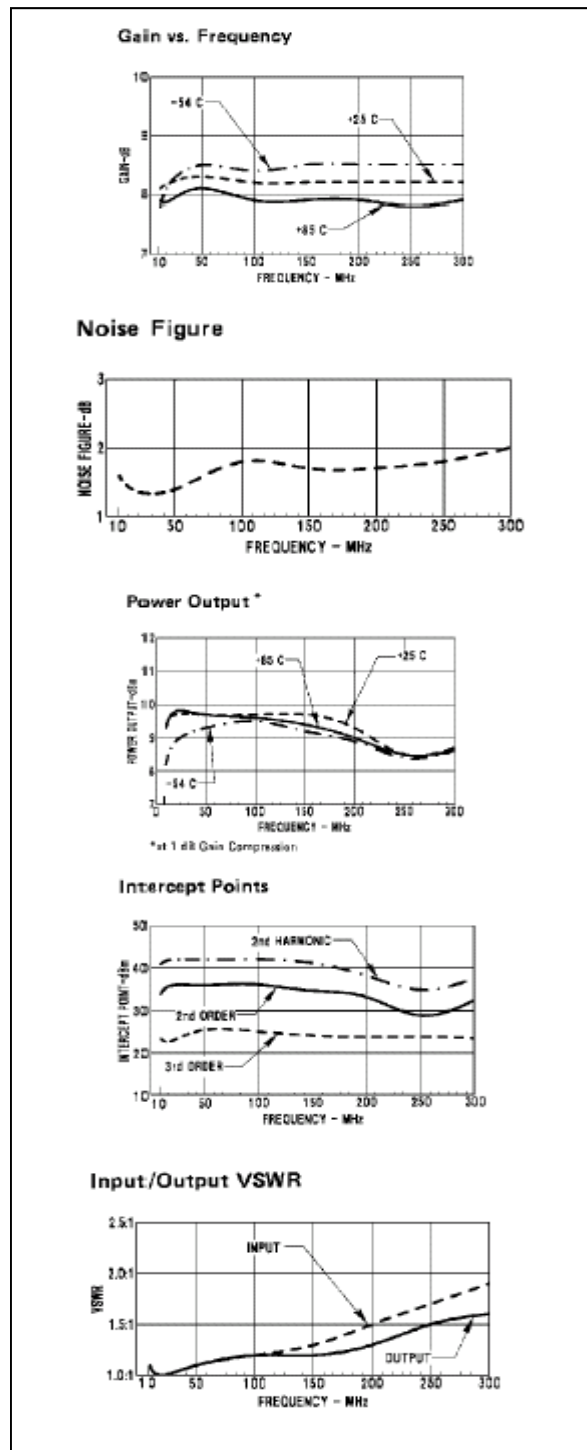


# A70 / SMA70

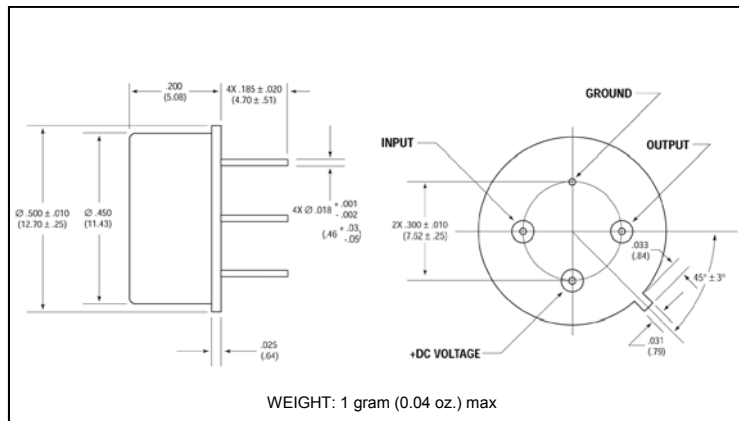
## Cascadable Amplifier 10 to 250 MHz

Rev. V3

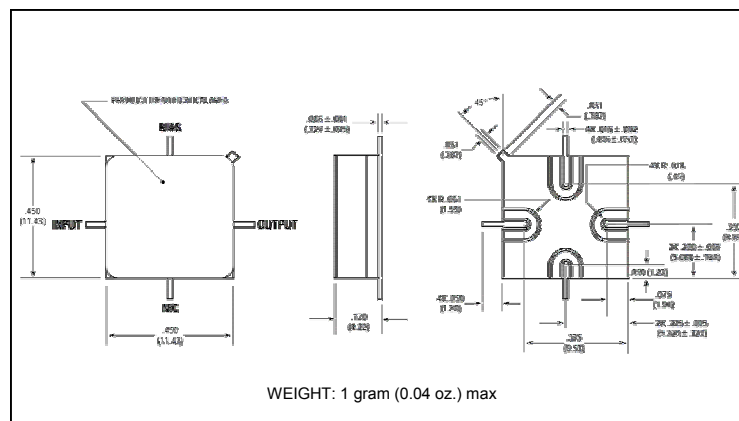
### Typical Performance Curves at +25°C



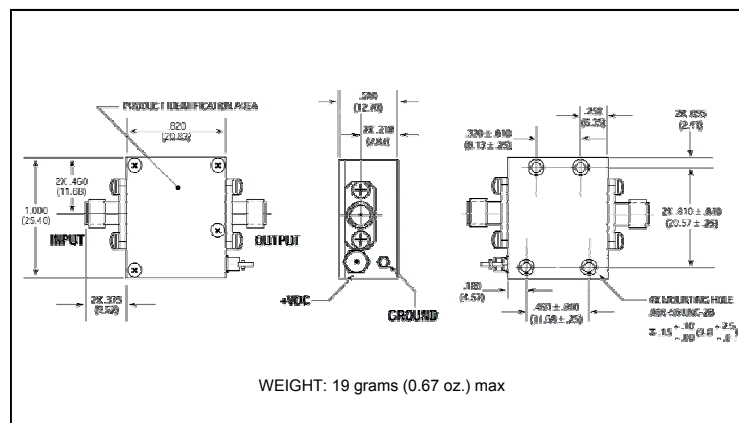
### Outline Drawing: TO-8 \*



### Outline Drawing: Surface Mount \*



### Outline Drawing: SMA Connectorized \*



\* Dimensions are inches (millimeters)  $\pm 0.015$  (0.38) unless otherwise specified.