





Amphenol's SFP interconnect system consists of a 20-position connector enclosed in a metal cage mounted to a host PCB.


Amphenol's single port SFP connectors are rated up to 6 Gbps. The connector accepts multiple transceivers per INF-8074i and combines, transmits, and receives functions in a low cost, compact, and flexible format. The cages have a two-piece construction with enhanced transceiver mating tabs available in a press-fit version or a solder tail version. Longer and shorter pins are available as custom options. Single row versions (1xN) consist of SMT connectors used with a separate single row cage (press-fit or solder tail).



U77-A2114-2001



U77-A4114-2001



U77-A4113-0100

Specification Highlights

The interconnect system is comprised of a cage assembly which is used with 20-position SFP connectors complying with MSA Agreement INF-8074i.

General Characteristics

- RoHS Compliant
- Industry Standard Footprint
- Industry Standard EIA-364

Mechanical Characteristics

- Accepts Multiple Transceivers per INF-8074i
- Compliant Press-Fit Pins or Solder Tails (1x1 Cages)
- Durability: 250 Mating Cycles min

Electrical Characteristics

- Hot Swappable
- Operating Voltage: 3.3 V
- Operating Current: 0.5 A
- Differential Impedance: 100 Ω +/- 10 Ω
- DWV: 300 V AC
- Insulation Resistance: 1000 MΩ min
- Contact Resistance: 70 mΩ max
- Spring Fingers for Superior EMI Grounding

Packaging

- Tape and Reel Packaging: Connector or Cage
- Tray Packaging: Cage of all Sizes
- Bulk Packaging: Dust Cover

Materials

- Cage
 - o Base Material: Copper Alloy
 - o Plating: Nickel or Tin
 - o Light Pipe: Optical Grade Polycarbonate
 - o Heat Sink: Aluminum Alloy
 - o Heat Sink Clip: Stainless Steel
 - o Dust Cover: Thermoplastic
 - o EMI Ground Tabs: Stainless Steel
- Connector
 - o Contact Base Material: Copper Alloy
 - o Contact Plating: Gold on Mating Area, Gold or Matte Tin on Termination
 - o Housings: Glass Reinforced, Lead-Free Solder Reflow Process Compatible Thermoplastic, UL94V-0 Rated

Temperature Rating

- Operating Temperature: -55°C to +85°C
- Storage Temperature: -55°C to +105°C

Configurations (Rows x Ports per Row)


- 1x1
- 1x2
- 1x4
- 1x6

Options

- Dust Cover
- Light Pipe
- Heat Sink (Standard Fin for Final Cage Combo)
- Enhanced EMI Performance Cage



U77-C6114-2011



U77-E1128-2001

Ordering Information

SFP Connector

UE75 - A 20 - X 0 0 X X

UE75 SERIES DESIGNATION (RoHS)

A STYLE
A - R/A Single Surface Mount Connector

20 NUMBER OF POSITIONS
20 - 20 Positions

X CONTACT PLATING
2 - 30 μ" Gold Plating on Mating Area; Gold Flash on Termination
3 - 30 μ" Gold Plating on Mating Area; Matte Tin Plating on Termination
5 - 15 μ" Gold Plating on Mating Area; Gold Flash on Termination
6 - 15 μ" Gold Plating on Mating Area; Matte Tin Plating on Termination

PACKAGING

J - Tape and Reel Packaging (480 per Reel)
T - Tape and Reel Packaging (500 per Reel)

LUBRICANT OPTION

0 - Non Lubricated
1 - Lubricant Added

0 - Standard

OPTION 1

0 - Standard

SFP Cage

U77 - X X X X X - X X X X

U77 SERIES DESIGNATION

X STYLE
A - One Row
C - One Row Cage; Light Pipe Combo (on Top)
E - One Row Cage; Heat Sink Combo
F - One Row Cage; 1 degree Angle (For 1x1 Only)

X NUMBER OF PORTS IN ROW
1 - Single in Row
2 - Inline 1x2
4 - Inline 1x4
6 - Inline 1x6

X CHASSIS GROUNDING
1 - Metal Grounding Tabs
2 - Inner and Outer Flexible Spring Fingers

X HEAT SINK / LIGHT PIPE OPTION
1 - No Heat Sink / Light Pipe
2 - Heat Sink
3 - Light Pipe (for 1xN Cage Only)

PACKAGING

1 - Tray Packaging (ACC Re-Packed)
T - Tape and Reel Packaging (for 1x1 Only)

OPTION 1

0 - Standard
1 - Cage With Light Pipe on Top
8 - Cage with Half Moon Mid G-Pins

DUST COVER OPTION

0 - Without Dust Cover
D - With Dust Cover (Shipped Loose)

PLATING

1 - Bright Tin (for Wave Solder)
2 - Nickel
3 - Matte Tin (for Reflow 245 degrees)

PCB MOUNTING OPTION

X - Various Options Available
Consult Sales or Website for Details

Mouser Electronics

Authorized Distributor

Click to View Pricing, Inventory, Delivery & Lifecycle Information:

[Amphenol:](#)

[U77-A2114-1001](#) [U77-F1313-3001](#) [U77-F1619-2001](#) [U77-A261M-2071](#) [U77-F1314-3001](#)