

3M™ Mini-Clamp Socket

2 mm Boardmount, Straight Solder Tails

372 Series



- Compact design saves board space
- High number of mating cycles
- Mating latch features provide a reliable interconnection in demanding applications
- Enables easy and simple interconnecting of sensors or other devices
- Dust cap accessory available for use in harsh environments
- RoHS Compliant. See the Regulatory Information Appendix (RIA) in the “RoHS Compliance” section of www.3Mconnector.com for compliance

Date Modified: September 3, 2010

TS-2093-E
Sheet 1 of 5

Physical

Insulation:

Material: Nylon
Flammability: UL 94V-0
Color: Black

Contact:

Material: Copper Alloy

Plating:

Underplating: 2.54 μm [100 μ''] minimum Nickel
Wiping Area: 0.2 μm [8 μ''] minimum Gold with Lubricant

Soldertails: Gold Flash

Marking: 3M Logo, Position Indicator, Insulator Material

Mating Compatability: 37103, 37104, 37106, 37108 Series. Must have same number of pins per row.

Electrical

Current Rating: 3.0 Amps

Voltage Rating: 32 Volts

Insulation Resistance: $>1 \times 10^6 \sim$ at 600 V_{DC}

Withstanding Voltage: 1,000 V_{RMS} at sea level

Environmental

Temperature Rating: -20°C to +85°C ambient (1.0 A max.)
-20°C to +75°C ambient (2.0 A max.)
-20°C to +60°C ambient (3.0 A max.)
(Note: UL rating is 65°C at 3.0A, 32V)

Process Rating: 260°C max. for wave solder reflow
390°C max. for soldering iron

UL File No.: E68080



Electronic Solutions Division
Interconnect Solutions
<http://www.3Mconnector.com>

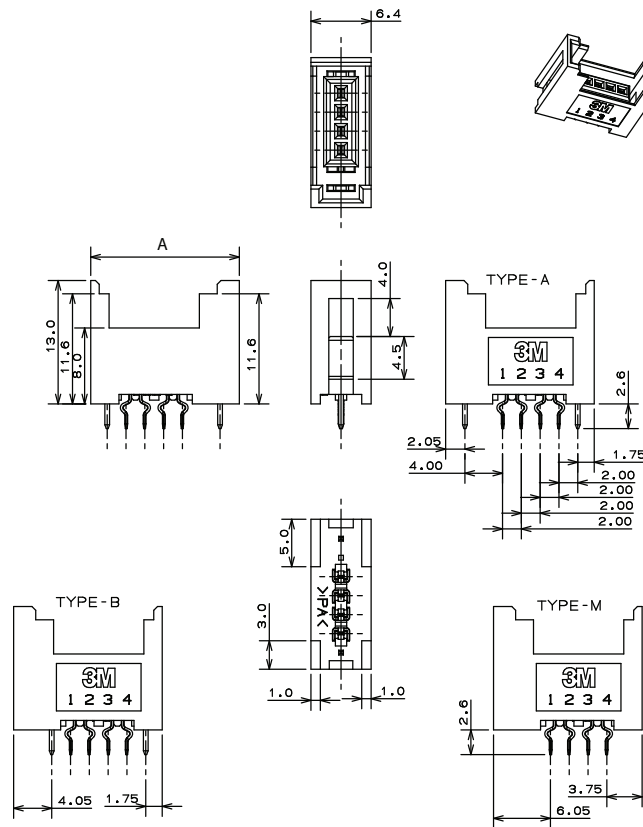
3M is a trademark of 3M Company.
For technical, sales or ordering information call
800-225-5373

3M™ Mini-Clamp Socket

2 mm Boardmount, Straight Solder Tails

372 Series

Single Row Style 3 and 4 position



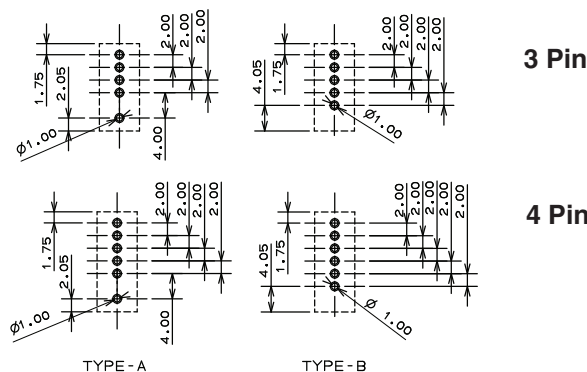
Pins	A
3	13.8 [0.54]
4	15.8 [0.62]

mm [inch]		
Tolerance Unless Noted		
	0.0	0.00
mm	± .1	± .10

[] Dimensions for
Reference only



Recommended Hole Pattern



Ordering Information

Available Combinations:

37203-62A3-003 PL
37203-62B3-003 PL
37204-62A3-004 PL
37204-62B3-004 PL

Positions
03 or 04

372XX - 62X3 - 00X PL (RIA E1 & C1 apply)

Post Options:

A = 2 Asymmetrical Posts
B = 2 Symmetrical Posts

Positions / Pins per Row:
3 or 4

TS-2093-E
Sheet 2 of 5



Electronic Solutions Division
Interconnect Solutions
<http://www.3Mconnector.com>

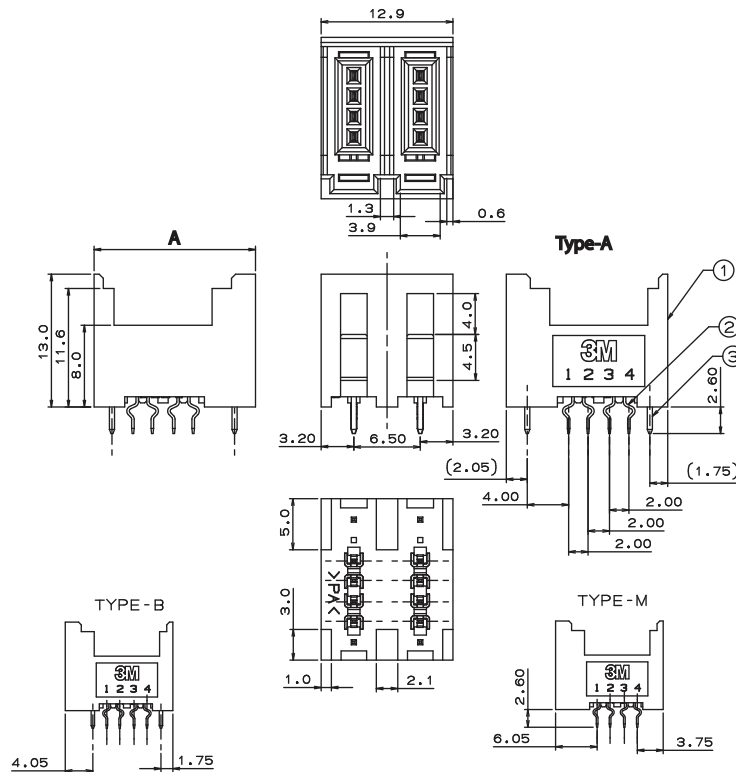
3M is a trademark of 3M Company.
For technical, sales or ordering information call
800-225-5373

3M™ Mini-Clamp Socket

2 mm Boardmount, Straight Solder Tails

372 Series

Double Row Style 6 or 8 position



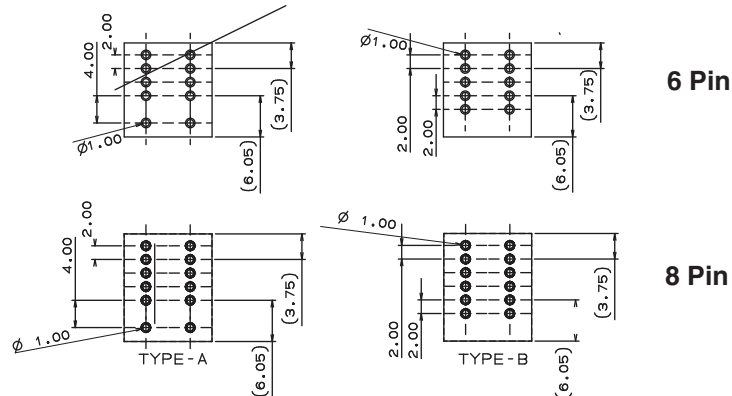
Pins	A
6	13.8 [0.54]
8	15.8 [0.62]

	mm	[inch]
Tolerance Unless Noted	0.0	0.00
mm	± .1	± .10

[] Dimensions for Reference only



Recommended Hole Pattern



Ordering Information

Available Combinations:

37206-62A3-003 PL
37206-62B3-003 PL
37208-62A3-004 PL
37208-62B3-004 PL

Positions
06 or 08

372XX - 62X3 - 00X PL (RIA E1 & C1 apply)

Positions / Pins per Row:
3 or 4

Post Options:

A = 2 Asymmetric Posts
B = 2 Symmetrical Posts

TS-2093-E
Sheet 3 of 5



Electronic Solutions Division
Interconnect Solutions
<http://www.3Mconnector.com>

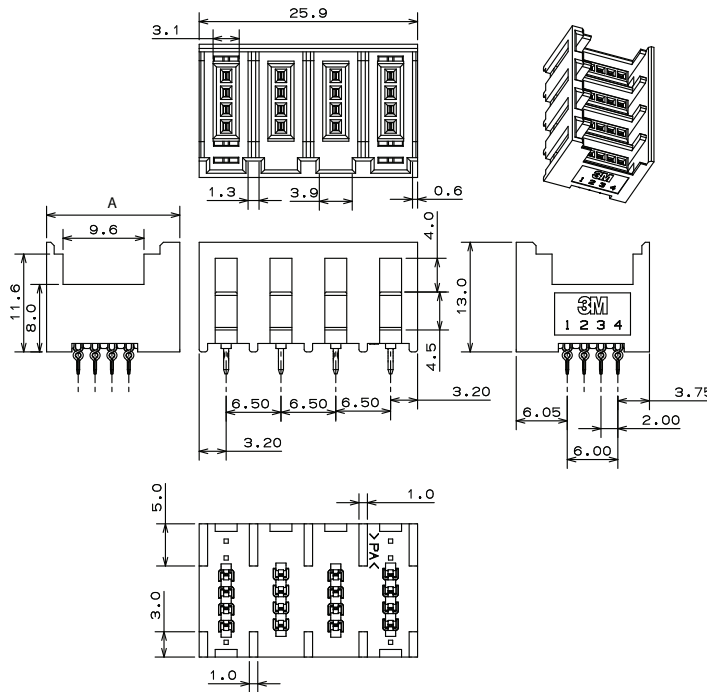
3M is a trademark of 3M Company.
For technical, sales or ordering information call
800-225-5373

2 mm Boardmount, Straight Solder Tails

372 Series

Four Row Style

12 or 16 position



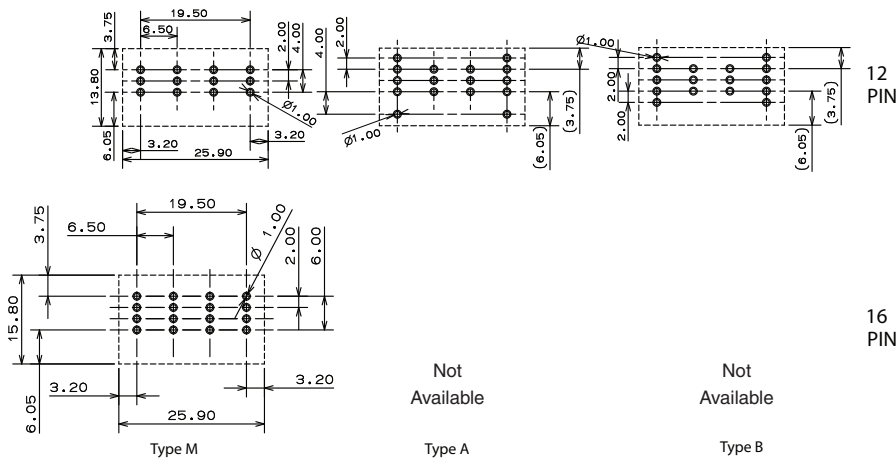
Pins	A
12	13.8 [0.54]
16	15.8 [0.62]

Tolerance Unless Noted		
	0.0	0.00
mm	± .1	± .10

[] Dimensions for Reference only



Recommended Hole Pattern



Ordering Information

Available Combinations:

37212-62M3-003 PL

37212-62A3-003 PL

37212-62B3-003 PL

37216-62M3-004 PL

Positions
12 or 16

372XX - 62X3 - 00X PL (RIA E1 & C1 apply)

Post Options:

M = No Posts

A = 2 Asymmetric Posts (12 Pos. Only)

B = 2 Symmetrical Posts (12 Pos. Only)

- Positions / Pins per Row:
3 or 4

TS-2093-E
Sheet 4 of 5

3M™ Mini-Clamp Socket

2 mm Boardmount, Straight Solder Tails

372 Series

Accessories

Dust Cover Accessory



Ordering Information:
3 pos - 37803-1000-00
4 pos - 37804-1000-00

TS-2093-E
Sheet 5 of 5

Important Notice

All statements, technical information, and recommendations related to 3M's products are based on information believed to be reliable, but the accuracy or completeness is not guaranteed. Before using this product, you must evaluate it and determine if it is suitable for your intended application. You assume all risks and liability associated with such use. Any statements related to the product which are not contained in 3M's current publications, or any contrary statements contained on your purchase order shall have no force or effect unless expressly agreed upon, in writing, by an authorized officer of 3M.

Warranty; Limited Remedy; Limited Liability.

This product will be free from defects in material and manufacture for a period of one (1) year from the time of purchase. **3M MAKES NO OTHER WARRANTIES INCLUDING, BUT NOT LIMITED TO, ANY IMPLIED WARRANTY OF MERCHANTABILITY OR FITNESS FOR A PARTICULAR PURPOSE.** If this product is defective within the warranty period stated above, your exclusive remedy shall be, at 3M's option, to replace or repair the 3M product or refund the purchase price of the 3M product. **Except where prohibited by law, 3M will not be liable for any indirect, special, incidental or consequential loss or damage arising from this 3M product, regardless of the legal theory asserted.**



3M Electronics Solutions Division

6801 River Place Blvd.
Austin, TX 78726-9000
U.S.A.
1-800-225-5373
www.3Mconnector.com

Please recycle. Printed in USA.
© 3M 2010. All rights reserved.
RIA-2217B-E

3M is a trademark of 3M Company.

Mouser Electronics

Authorized Distributor

Click to View Pricing, Inventory, Delivery & Lifecycle Information:

[3M:](#)

[37212-62M3-003 SC 100](#) [37203-62B3-003PL](#) [37204-62A3-004PL](#) [37204-62B3-004PL](#) [37212-62M3-003PL](#) [37216-62M3-004PL](#) [37206-62A3-003PL](#) [37203-62A3-003PL](#) [37203-62B3-003 SC 100](#) [37204-62B3-004 SC 100](#) [37203-62A3-003 SC 100](#) [37216-62M3-004SC](#) [37204-62A3-004 SC 100](#) [37804-1000-00](#) [37803-1000-00](#) [37208-62A3-004PL](#)
[37212-62A3-003PL](#) [37212-62B3-003PL](#)