

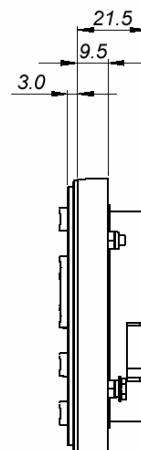
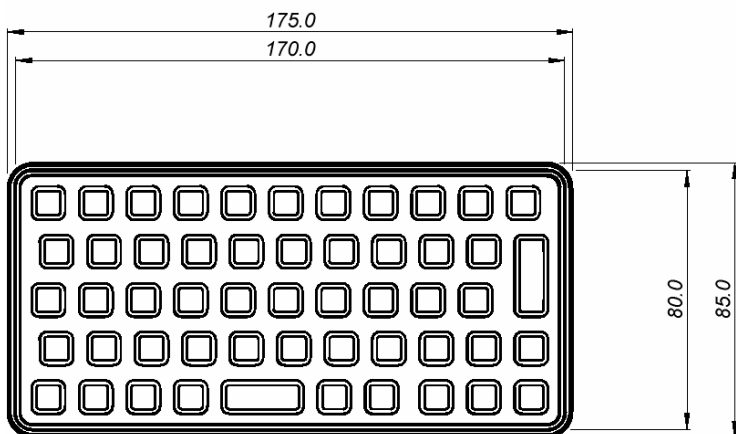


## 1200 SERIES SUB-MINIATURE KEYBOARD

The Storm 1200 Series Keyboard has been developed for use in a new generation of web enabled public telephones and transaction terminals, this small but highly responsive keyboard is suitable for use in exposed or hostile environments. It's robust construction is highly resistant to hard use, abuse and vandalism. It is sealed against water and dust to ensure responsive and reliable data entry in the most demanding situations. The keyboard's front panel and keytop characters can be customised to compliment the colour scheme, design and function of almost any host equipment.

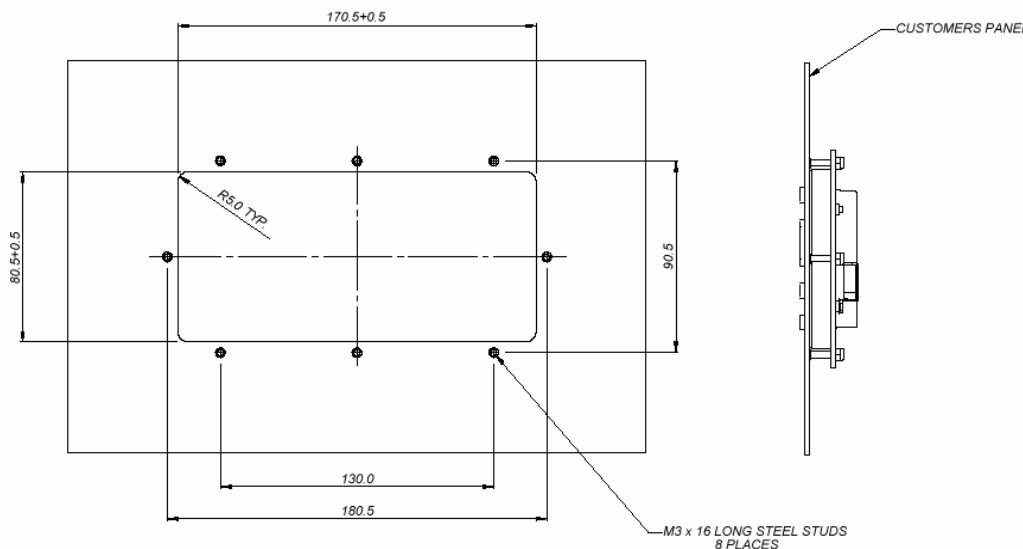
The unit is supplied either with encoding electronics PS2 or USB Interface, or as a matrix keypad. User options for cables and mounting hardware are available separately. Contact your Storm distributor for the product code for the option you require. For further product information refer to the Application Engineering Guide

### OVERALL DIMENSIONS



### MOUNTING DETAILS

For effective resistance to vandalism, abuse and rough use the STORM 1200 is installed from the underside of a panel, with the operational face of the keyboard accessible through a rectangular aperture in the panel



### INSTALLATION

(Note : Keyboards with no encoder require the corresponding female molex connector. See Application / Engineering Guide for pin out details)

Required parts :-

Keyboard Cable  
Mounting Kit 2mm panel with studs

Fit the cable, and then make the connection to ground securing the eyelet to the stud provided. On USB selectable versions ensure the switches are set to the option you require.

#### ENCODER SWITCH SETTINGS

SW1	SW2	SW3	MODE
OFF	OFF	OFF	PC/AT
ON	OFF	ON	USB

Offer the keyboard up to the rear of the panel. Thread the cable through the centre of the retaining plate. Locate the retaining plate over the studs on customers panel. Fit M3 nuts over the studs and tighten down. Fit cable retaining pad and clip cable inside.

Note the Storm Part number, serial number and firmware version for your build records.

### ACCESSORIES FOR USE WITH STORM 1200 SERIES

Stock No	Item
1200-001001	2.5m Cable - Minidin
1200-002001	2.5m Cable - USB B
1200-MK0001	Mounting Kit



Whilst every effort is made to ensure details are correct at time of print, specifications are subject to change without notice.



FM 39602



[www.storm-interface.com](http://www.storm-interface.com)