

# "High Frequency Ceramic Solutions"

## 5.4 GHz Antenna

P/N 5400AT18A1000

Detail Specification: 01/31/07

Page 1 of 3

### General Specifications

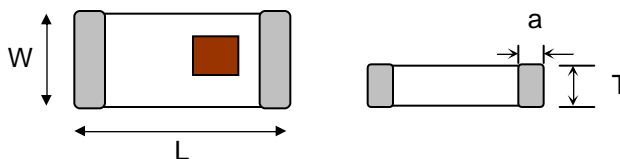
|                 |                      |
|-----------------|----------------------|
| Part Number     | 5400AT18A1000        |
| Frequency Range | 4900 - 5900 Mhz      |
| Peak Gain       | 2.0 dBi typ. (XZ-V)  |
| Average Gain    | -2.5 dBi typ. (XZ-V) |
| Return Loss     | 8.5 dB min.          |

|                       |              |
|-----------------------|--------------|
| Input Power           | 500mW max.   |
| Impedance             | 50 $\Omega$  |
| Operating Temperature | -40 to +85°C |
| Reel Quantity         | 3,000        |

| No. | Function      | Terminal Configuration |
|-----|---------------|------------------------|
| 1   | Feeding Point |                        |
| 2   | NC            |                        |

### Mechanical Dimensions

|   | In                 | mm              |
|---|--------------------|-----------------|
| L | 0.126 $\pm$ 0.008  | 3.20 $\pm$ 0.20 |
| W | 0.063 $\pm$ 0.008  | 1.60 $\pm$ 0.20 |
| T | 0.051 +.004/-0.008 | 1.30 +0.1/-0.2  |
| a | 0.020 $\pm$ 0.012  | 0.50 $\pm$ 0.30 |

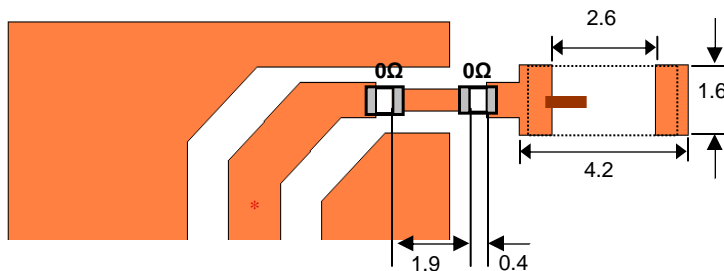


### Mounting Considerations

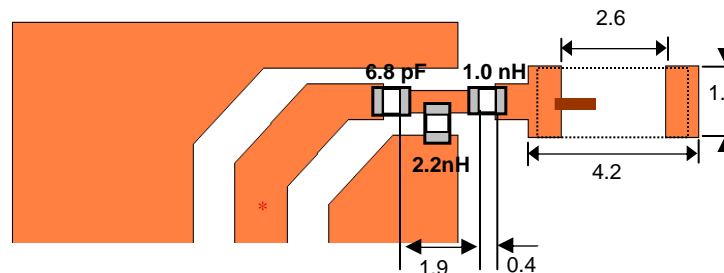
Mount these devices with brown mark facing up. Units: mm

Line width should be designed to provide 50  $\Omega$  impedance matching characteristics.

a) Without Matching Circuits



b) With Matching Circuits



Johanson Technology, Inc. reserves the right to make design changes without notice.  
All sales are subject to Johanson Technology, Inc. terms and conditions.

# "High Frequency Ceramic Solutions"

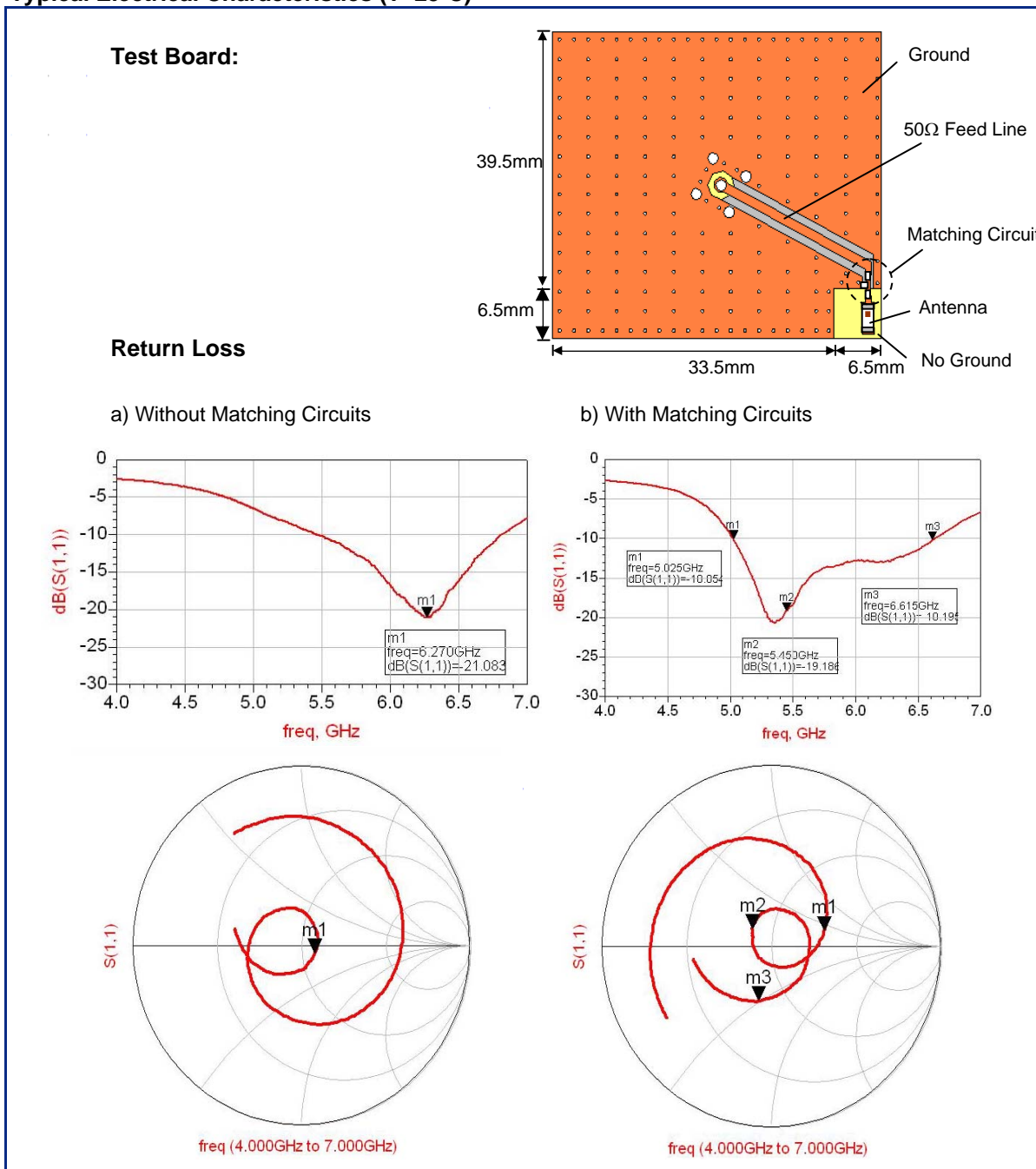
## 5.4 GHz Antenna

P/N 5400AT18A1000

Detail Specification: 01/31/07

Page 2 of 3

### Typical Electrical Characteristics (T=25°C)



Johanson Technology, Inc. reserves the right to make design changes without notice.

All sales are subject to Johanson Technology, Inc. terms and conditions.

# "High Frequency Ceramic Solutions"

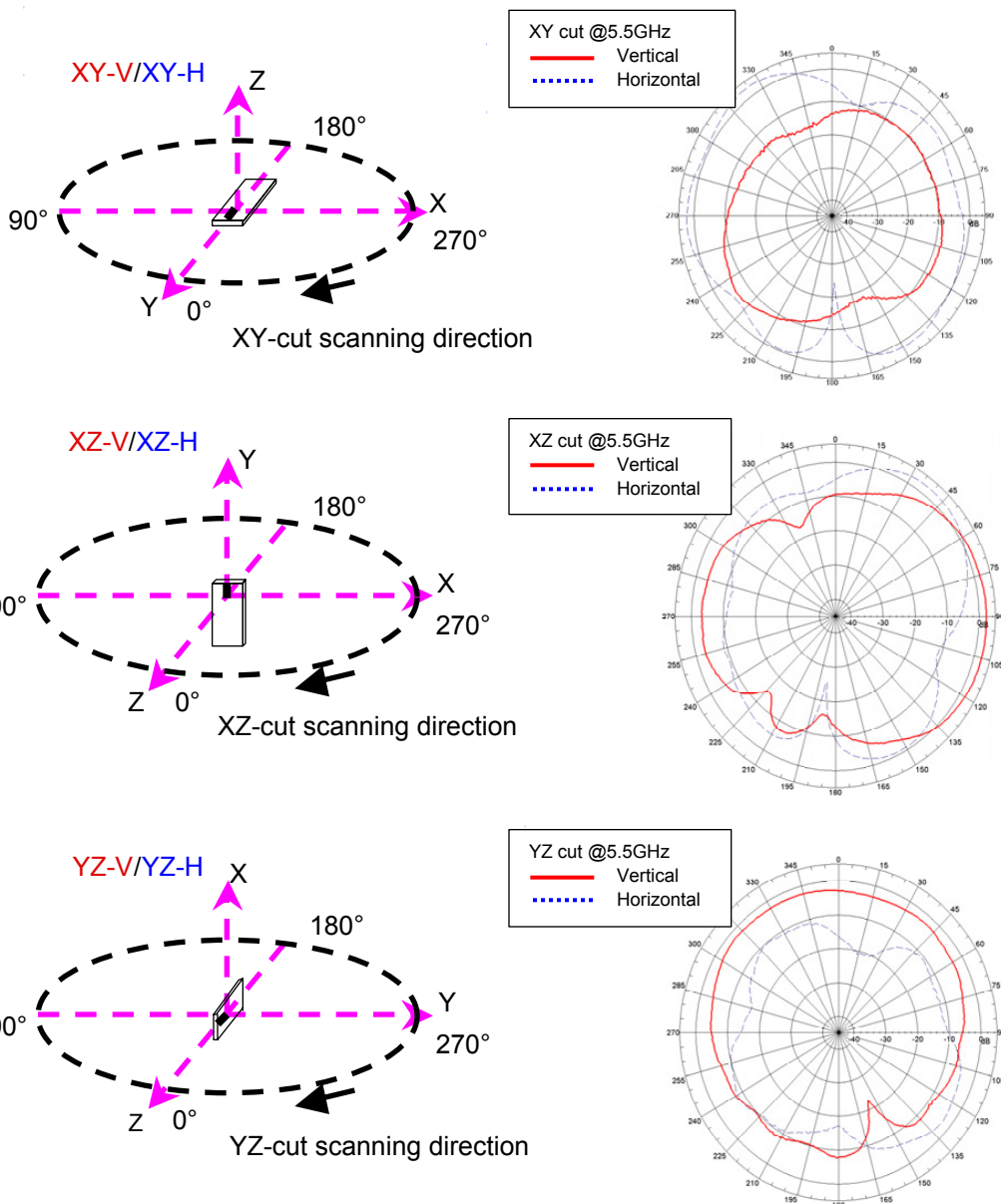
**5.4 GHz Antenna**

**P/N 5400AT18A1000**

Detail Specification: 09/03/03

Page 3 of 3

## Typical Radiation Patterns



Johanson Technology, Inc. reserves the right to make design changes without notice.  
 All sales are subject to Johanson Technology, Inc. terms and conditions.



[www.johansontechnology.com](http://www.johansontechnology.com)

931 Via Alondra • Camarillo, CA 93012 • TEL 805.389.1166 FAX 805.389.1821

2003 Johanson Technology, Inc. All Rights Reserved