


1575.42MHZ; 25 x 25 x 4mm GPS Patch Antenna

APAE1575R2540AADBE-T



RoHS
Compliant



25.0 x 25.0 x 4.0mm

MSL level: Not Applicable

This product is RoHS compliant

Pb in ceramic (exempt per RoHS 2002/95/EC Annex (7)).

FEATURES:

- High Gain
- Compact Size and Low Profile
- Pin type
- Customization Available
- RoHS Compliance

TYPICAL APPLICATIONS:

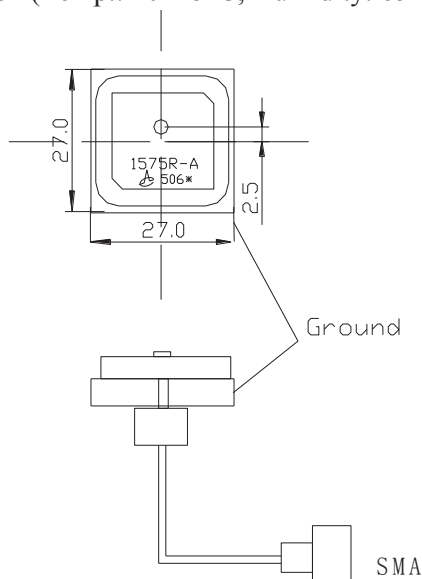
Automotive navigation, Marine buoys,
Surveying equipment, Cell phone, Laptop,
Healthcare and medical monitoring devices, PND, PDA

STANDARD SPECIFICATIONS:

Parameters	Min.	Typ.	Max.	Units	Note
Receiving Frequency Range	1575.42±1.023			MHz	
Center Frequency @ 10dB bandwidth	1573.0±2.5			MHz	(with tape on 27x27mm ground plane)
-10dB Bandwidth	8	-----	-----	MHz	
VSWR at Center Frequency	-----	-----	1.5		
Polarization Model	RHCP			----	
Frequency Temperature Coefficient	-----	-----	20	ppm/°C	

TEST CONDITIONS & TEST SETUP:

Parts shall be measured under a condition (Temp.: 20±15°C, Humidity: 65±20% R.H.)



PART IDENTIFICATION:

APAE1575R2540AADBE -

Packaging

T100: 100pcs/box


T:1000pcs/box

1575.42MHZ; 25 x 25 x 4mm GPS Patch Antenna

APAE1575R2540AADBE-T



RoHS
Compliant

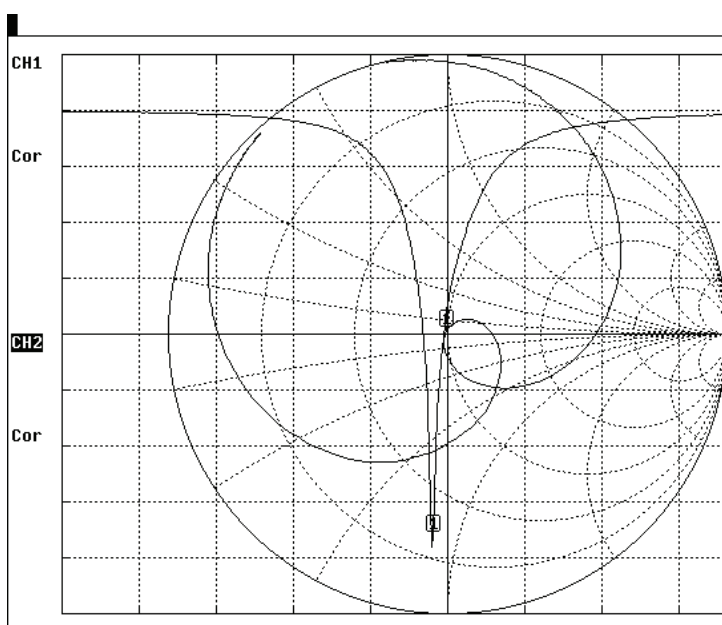


25.0 x 25.0 x 4.0mm

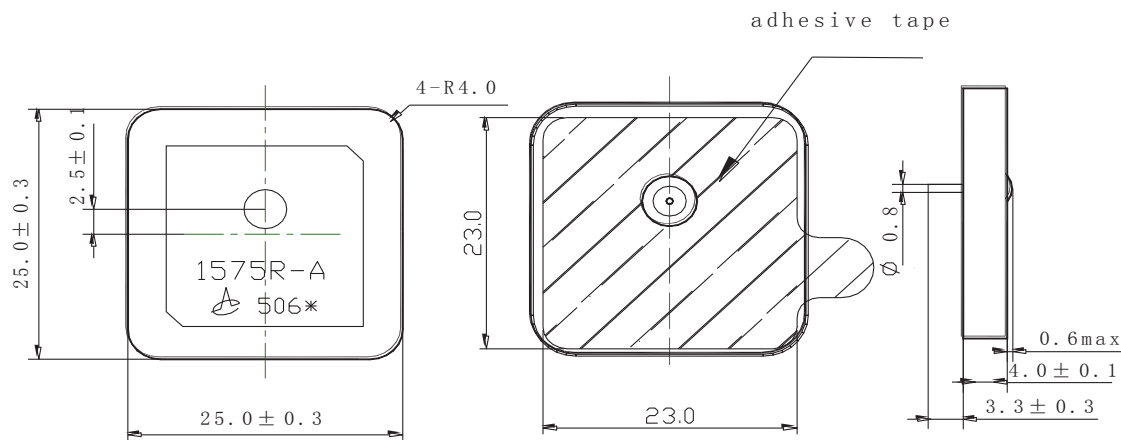
This product is RoHS compliant

Pb in ceramic (exempt per RoHS 2002/95/EC Annex (7)).

IMPEDANCE CHARACTERISTICS



OUTLINE DRAWING:




Dimension: mm

1575.42MHZ; 25 x 25 x 4mm GPS Patch Antenna

APAE1575R2540AADBE-T



RoHS
Compliant



25.0 x 25.0 x 4.0mm

This product is RoHS compliant

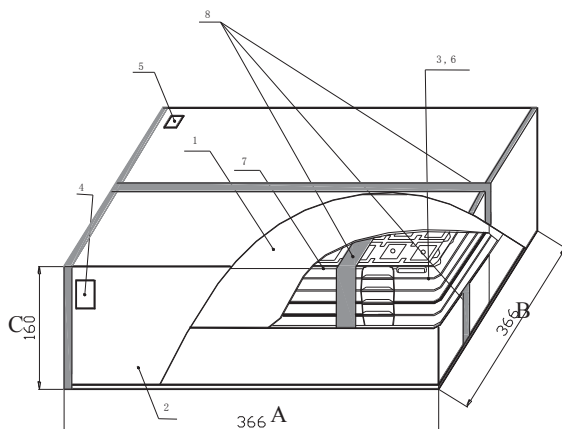
Pb in ceramic (exempt per RoHS 2002/95/EC Annex (7)).

PACKAGING:

T100 = 2 trays containing a total of 100pcs devices


T = 40 trays containing a total of 2000pcs devices

NOTE: This product is vacuum packaged to reduce the possibility of oxidation and/or contamination during storage.



NO.	Name
1	Inner Box
2	Package
3	Vacuum Bag
4	Certificate of approval
5	Label
6	Cushion
7	Tray
8	Adhesive tape

Inner Box dimensions (unit: mm)



CAUTION:

- (1) Do not apply excess mechanical stress to the component body or terminations. Do not attempt to re-form or bend the components as this will cause damage to the component.
- (2) Do not expose the component to open flame.
- (3) This specification applies to the functionality of the component as a single unit. Please insure the component is thoroughly evaluated in the application circuit.

NOTE:

- (1) The parts are manufactured in accordance with this specification. If other conditions and specifications which are required for this specification, please contact ABRACON for more information.
- (2) ABRACON will supply the parts in accordance with this specification unless we receive a written request to modify prior to an order placement.
- (3) In no case shall ABRACON be liable for any product failure from in appropriate handling or operation of the item beyond the scope of this specification.
- (4) When changing your production process, please notify ABRACON immediately.
- (5) ABRACON Corporation's products are COTS – Commercial-Off-The-Shelf products; suitable for Commercial, Industrial and, where designated, Automotive Applications. ABRACON's products are not specifically designed for Military, Aviation, Aerospace, Life-dependant Medical applications or any application requiring high reliability where component failure could result in loss of life and/or property. For applications requiring high reliability and/or presenting an extreme operating environment, written consent and authorization from ABRACON Corporation is required. Please contact ABRACON Corporation for more information.
- (6) All specifications and Marking will be subject to change without notice.

ATTENTION: Abracon Corporation's products are COTS – Commercial-Off-The-Shelf products; suitable for Commercial, Industrial and, where designated, Automotive Applications. Abracon's products are not specifically designed for Military, Aviation, Aerospace, Life-dependant Medical applications or any application requiring high reliability where component failure could result in loss of life and/or property. For applications requiring high reliability and/or presenting an extreme operating environment, written consent and authorization from Abracon Corporation is required. Please contact Abracon Corporation for more information.

ABRACON IS
ISO9001:2008
CERTIFIED



Visit www.abracon.com for Terms & Conditions of Sale **Revised 07.13.12**
30332 Esperanza, Rancho Santa Margarita, California 92688
tel 949-546-8000 | fax 949-546-8001 | www.abracon.com

Mouser Electronics

Authorized Distributor

Click to View Pricing, Inventory, Delivery & Lifecycle Information:

[ABRACON:](#)

[APAE1575R2540AADBE-T](#)