



# Series 600 DIP Headers with Coined Contacts

## FEATURES:

- Aries offers a full line of DIP headers, available with either coined or screw machine contacts. Consult Data Sheet No. 12035 for screw machine contacts.
- Snap-on, protective covers are available for all sizes shown below and accommodate .125 [3.18] to .750 [9.05] component heights. Consult Data Sheet No. 12033 for protective covers.
- Body cavity design provides additional clearance for component mounting.

## SPECIFICATIONS:


- Standard body material is black UL 94V-0 4/6 Nylon.
- Coined contacts are Brass, 1/2 hard.
- Contact plating:
  - T = 200u" [5.08µm] min. Matte Tin per ASTM B545-97 over 50u" [1.27µm] min. Nickel per QQ-N-290
  - G = 10u" [.25µm] Gold per MIL-G-45204 over 50u" [1.27µm] min. Nickel per QQ-N-290.
  - TL = 200u" [5.08µm] 90/10 Tin/Lead per MIL-T-10727 Type I over 50u" [1.27µm] min. Nickel per QQ-N-290.
- Contact current rating=2 Amps.
- Operating temperature=221°F [105°C] Tin plating, =257°F [125°C] Gold plating.

## MOUNTING CONSIDERATIONS:

- Suggested PCB hole size=.035 ± .002 [.89 ± .05] dia.

All tolerances ± .005 [.13] unless otherwise specified

"A"=(NO. OF PINS PER ROW X .100 [2.54]) + .050 [1.27]  
 "B"=(NO. OF PINS PER ROW - 1) X .100 [2.54]



Note: Aries specializes in custom design and production. In addition to the standard products shown on this page, special materials, platings, sizes, and configurations can be furnished, depending on quantities. Aries reserves the right to change product specifications without notice.

## ORDERING INFORMATION

XX-600-XX

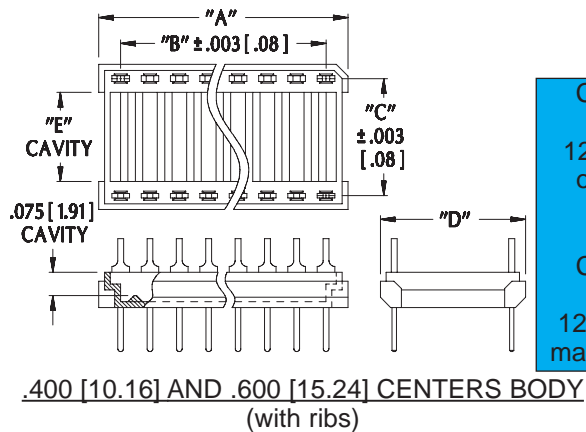
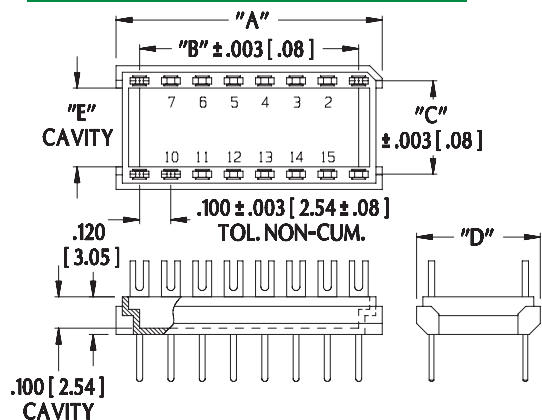
No. of pins: \_\_\_\_\_  
 .300 [7.62] centers: 4 thru 20  
 .400 [10.16] centers: 22  
 .600 [15.24] centers: 24, 28, 40

Series

Plating:  
 0=Tin  
 0TL=Tin/Lead  
 1=Gold

Pin style:  
 1=Fork pin  
 2=Post pin

## ALL DIMENSIONS: INCHES [MILLIMETERS]

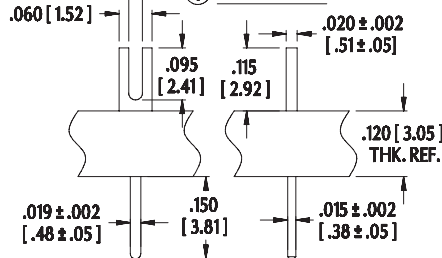


Consult Data Sheet No. 12033 for snap-on protective covers.  
 Consult Data Sheet No. 12035 for screw machine contacts.

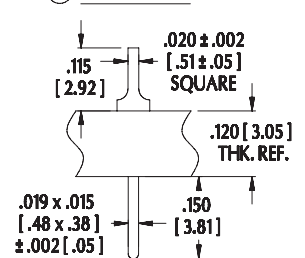
.300 [7.62] CENTERS BODY  
 (with numbered pin positions, no ribs)

| Centers "C"  | Dim. "D"     | Dim. "E"     |
|--------------|--------------|--------------|
| .300 [7.62]  | .395 [10.03] | .252 [6.40]  |
| .400 [10.16] | .495 [12.57] | .352 [8.94]  |
| .600 [15.24] | .695 [17.65] | .552 [14.02] |

### ① FORK STYLE



### ② POST STYLE



http://www.arieselec.com • info@arieselec.com

Frenchtown, NJ USA  
 TEL: (908) 996-6841  
 FAX: (908) 996-3891



12032  
 REV.F