

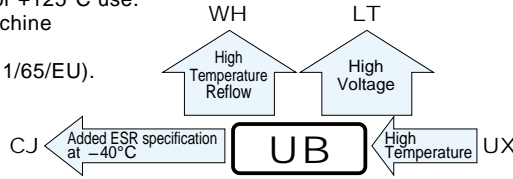
ALUMINUM ELECTROLYTIC CAPACITORS



UB series Chip Type, High Reliability



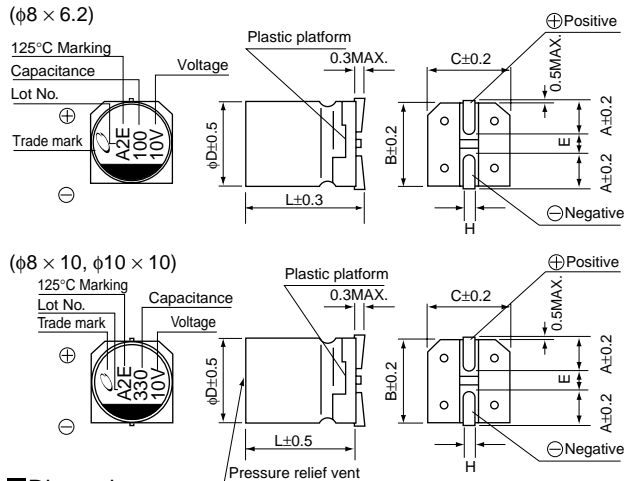
- Chip type, high temperature range, for +125°C use.
- Applicable to automatic mounting machine fed with carrier tape.
- Compliant to the RoHS directive (2011/65/EU).



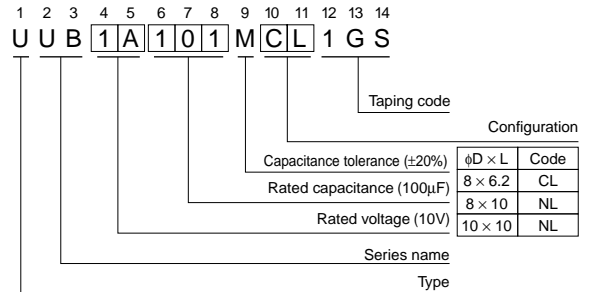
Specifications

Item	Performance Characteristics											
Category Temperature Range	-40 to +125°C											
Rated Voltage Range	10 to 400V											
Rated Capacitance Range	1 to 330μF											
Capacitance Tolerance	±20% at 120Hz, 20°C											
Leakage Current	Rated voltage (V)	10 to 50										
	Leakage Current	After 1 minute's application of rated voltage, leakage current is not more than 0.03CV (μA). I = 0.04CV+100 (μA) max.(1 minute's)										
Tangent of loss angle (tan δ)	Measurement frequency : 120Hz at 20°C											
	Rated voltage (V)	10	16	25	35	50	160	200	250	400		
Stability at Low Temperature	Measurement frequency : 120Hz											
	Rated voltage (V)	10	16	25	35	50	160	200	250	400		
Endurance	Impedance ratio ZT / Z20 (MAX.)	Z-40°C / Z+20°C	12	8	6	4	4	8	8	8	12	
	The specifications listed at right shall be met when the capacitors are restored to 20°C after the rated voltage is applied for 2000 hours (1000 hours for φ8 × 6.2) at 125°C.		Capacitance change	Within ±30% of the initial capacitance value		tan δ	300% or less than the initial specified value		Leakage current	Less than or equal to the initial specified value		
Shelf Life	After storing the capacitors under no load at 125°C for 1000 hours and then performing voltage treatment based on JIS C 5101-4 clause 4.1 at 20°C, they shall meet the specified values for the endurance characteristics listed above.											
Resistance to soldering heat	The capacitors are kept on a hot plate for 30 seconds, which is maintained at 250°C. The capacitors shall meet the characteristic requirements listed at right when they are removed from the plate and restored to 20°C.		Capacitance change	Within ±10% of the initial capacitance value		tan δ	Less than or equal to the initial specified value		Leakage current	Less than or equal to the initial specified value		
	Marking		Black print on the case top.									

Chip Type



Type numbering system (Example : 10V 100μF)



φD × L	8 × 6.2	8 × 10	10 × 10
A	3.3	2.9	3.2
B	8.3	8.3	10.3
C	8.3	8.3	10.3
E	2.3	3.1	4.5
L	6.2	10	10
H	0.5 to 0.8	0.8 to 1.1	0.8 to 1.1

Dimensions

Cap.(μF)	Code	10V		16V		25V		35V		50V	
		1A	1C	1E	1V	1H					
10	100									8 × 6.2	24
22	220									8 × 6.2	38
33	330									8 × 10	46
47	470									10 × 10	58
100	101	8 × 6.2	58	8 × 10	66	8 × 10	74	8 × 6.2	44		
220	221	8 × 10	90	10 × 10	102	10 × 10	116	8 × 10	52		
330	331	10 × 10	112						80		
										Case size φD × L (mm)	Rated ripple

Cap.(μF)	Code	160V		200V		250V		400V	
		2C	2D	2E	2G				
1	010					8 × 10	26		
1.8	1R8					8 × 10	27		
2.2	2R2					10 × 10	36		
3.3	3R3					10 × 10	38		
4.7	4R7			8 × 10	36	10 × 10	59		
6.8	6R8	8 × 10	42	10 × 10	59				
10	100	10 × 10	59	10 × 10	59			Case size φD × L (mm)	Rated ripple

Rated ripple current (mArms) at 125°C 120Hz

Frequency coefficient of rated ripple current

Frequency	50 Hz	120 Hz	300 Hz	1 kHz	10kHz or more
Coefficient	0.70	1.00	1.17	1.36	1.50

- Taping specifications are given in page 23.
- Recommended land size, soldering by reflow are given in page 18, 19.
- Please refer to page 3 for the minimum order quantity.

CAT.8100C

Mouser Electronics

Authorized Distributor

Click to View Pricing, Inventory, Delivery & Lifecycle Information:

Nichicon:

[UUB1V470MNL1GS](#) [UUB1V101MNL1GS](#) [UUB1A101MCL1GS](#) [UUB1A221MNL1GS](#) [UUB1A331MNL1GS](#)
[UUB1C101MNL1GS](#) [UUB1C221MNL1GS](#) [UUB1E470MCL1GS](#) [UUB1E101MNL1GS](#) [UUB1E221MNL1GS](#)
[UUB1V330MCL1GS](#) [UUB1H100MCL1GS](#) [UUB1H220MCL1GS](#) [UUB1H330MNL1GS](#) [UCJ1A101MCL1GS](#)
[UCJ1A221MCL1GS](#) [UCJ1A331MCL1GS](#) [UCJ1A471MCL1GS](#) [UCJ1C101MCL1GS](#) [UCJ1C221MCL1GS](#)
[UCJ1C331MCL1GS](#) [UCJ1C470MCL1GS](#) [UUB1E100MNL1GS](#) [UUB1H470MNL1GS](#) [UUB2C100MNL1GS](#)
[UUB2C6R8MNL1GS](#) [UUB2D100MNL1GS](#) [UUB2D4R7MNL1GS](#) [UUB2D6R8MNL1GS](#) [UUB2E3R3MNL1GS](#)
[UUB2E4R7MNL1GS](#) [UUB2G010MNL1GS](#) [UUB2G1R8MNL1GS](#) [UUB2G2R2MNL1GS](#) [UUB2G3R3MNL1GS](#)