



# Series 513 LO-PRO<sup>®</sup> file Collet Sockets with Solder Tail Pins

## FEATURES:

- LO-PRO<sup>®</sup> file Collet Sockets are available with solder tail or wire wrap pins. Consult Data Sheet No. 12012 for wire wrap pins.
- Choose from several size and plating options.

## SPECIFICATIONS:

- Body material is black UL 94V-0 Glass-filled 4/6 Nylon.
- Pin body is Brass Alloy 360 1/2 hard per UNS C36000 ASTM-B16-00.
- Pin body plating is either 10 $\mu$  [2.5 $\mu$ m] min. Gold per MIL-G-45204 or 200 $\mu$  [5.08 $\mu$ m] min. 93/7 Tin/Lead per ASTM B545 or 200 $\mu$  [5.08 $\mu$ m] min. Tin per ASTM B545 Type 1 over 100 $\mu$  [2.54 $\mu$ m] min. Nickel per SAE-AMS-QQ-N-290.
- 4-fingered collet contact is Beryllium Copper Alloy per UNS C17200 ASTM-B194-01.
- Contact plating is either 200 $\mu$  [5.08 $\mu$ m] min. 93/7 Tin/Lead per ASTM B545 or 200 $\mu$  [5.08 $\mu$ m] min Tin per ASTM B545 Type 1 or 10 $\mu$  [2.5 $\mu$ m] Gold per MIL-G-45204 over 50 $\mu$  min. [1.27 $\mu$ m] Nickel per SAE-AMS-QQ-N-290. Heavy 30 $\mu$  [7.6 $\mu$ m] Gold Plating also available.
- Contact current rating=3 Amps.
- Insertion Force=180 grams/pin; Withdrawal Force=90 grams/pin; Normal Force=140 grams/pin; based on a .018 [.46] dia. test lead.
- Operating temperature=221°F [105°C] Tin & Tin/Lead plating =257°F [125°C] Gold plating.
- Accepts leads .015-.025 [.38-.64] in diameter, .100-.146 [2.54-3.71] long.

## MOUNTING CONSIDERATIONS:

- Suggested PCB hole size=.030  $\pm$  .002 [.76  $\pm$  .05] dia.

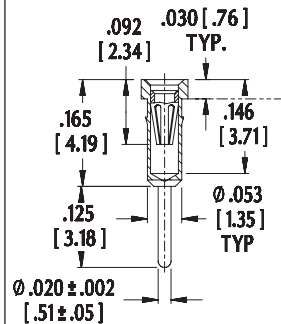
## ALL DIMENSIONS: INCHES [MILLIMETERS]

"W"=NO. OF PINS PER ROW X .100 [2.54]


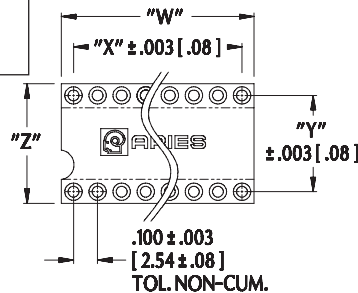
"X"=(NO. OF PINS PER ROW - 1) X .100 [2.54]

All tolerances  $\pm$  .005 [.13] unless otherwise specified

### SOLDER TAIL PIN



Consult Data Sheet No. 12012 for LO-PRO<sup>®</sup> file collet sockets with wire wrap pins.



Note: Aries specializes in custom design and production. In addition to the standard products shown on this page, special materials, platings, sizes, and configurations can be furnished, depending on quantities. Aries reserves the right to change product specifications without notice.

## ORDERING INFORMATION

No. of pins **XX-X513-1XXX XX**

(see table)

Row-to-row spacing:

2: "Y"=.200 [5.08]

3: "Y"=.300 [7.62]

4: "Y"=.400 [10.16]

6: "Y"=.600 [15.24]

9: "Y"=.900 [22.86]

Series:

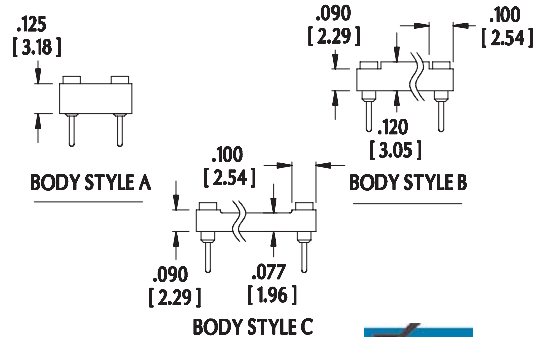
Solder tail pin

Optional plating suffix:  
H=Heavy Gold on collet  
T=Tin collet/Tin shell  
TL=Tin/Lead Collet/  
Tin/Lead Shell

Plating:

0=Gold collet/Tin shell  
0TL=Gold collet/Tin/Lead shell  
1=Gold collet/Gold shell

Centers "Y"	Dim. "Z"	Body Style	Available Sizes
.200 [5.08]	.300 [5.08]	A	2 thru 10
.300 [7.62]	.400 [10.16]	C B	2 thru 20 22 thru 40
.400 [10.16]	.500 [12.70]	C	2 thru 22
.600 [15.24]	.700 [17.78]	C B	2 thru 40 42 thru 48
.900 [22.86]	1.000 [25.40]	B	2 thru 64



Bristol, PA USA  
TEL: (215) 781-9956  
FAX: (215) 781-9845



12011  
REV. H