


Oven Controlled Crystal Oscillators (OCXO's)

OC-290



Description:

Small SMD OCXO with tight stability.
AT and SC-cut versions available.

Features

- 5 MHz, 10 MHz, 13 MHz standard.
Other frequencies available from 2 to 80 MHz
- Stability as low as $\pm 5 \times 10^{-8}$ over 0°C to 50°C
- Aging: 1×10^{-9} per day
- Package: 25.4 x 22 x 10.5 mm
- Supply voltage: +3.3 or +5.0 V

Performance Characteristics

Parameter	Characteristic
Frequency:	10, 12.8, 16.384, 19.44, 20, 24.576, 20.48, 32.768, 38.88, 40 and 77.76 MHz Available from 2 MHz to 80 MHz
Package Size:	25.4 x 22.0 x 10.5 mm (1.0" x 0.9" x 0.42")
Supply Voltage (Vdd):	C = 5 Vdc $\pm 5\%$ D = 3.3 Vdc $\pm 5\%$ (Other supply voltages are available upon request)
Supply Current:	<5W peak at turn-on, <1.25W stabilized @ 25°C (Temp Range B & D) <5W peak at turn-on, <1.5W stabilized @ 25°C (Temp Range F)
Output Type:	HCMOS, LVHCMOS Sinewave +0 dBm / 50 ohm 10 TTL
Standard Stability Options: Note: Not all stabilities are available with all frequency/output combinations. Please consult factory.	B - 508 = $\pm 5 \times 10^{-8}$ over 0°C to +50°C B - 758 = $\pm 7.5 \times 10^{-8}$ over 0°C to +50°C *B - ST3 = Stratum 3 over 0°C to +50°C D - 758 = $\pm 7.5 \times 10^{-8}$ over -20°C to +70°C D - 107 = $\pm 1.0 \times 10^{-7}$ over -20°C to +70°C *D - ST3 = Stratum 3 over -20°C to +70°C F - 107 = $\pm 1.0 \times 10^{-7}$ over -40°C to +85°C *F - ST3 = Stratum 3 over -40°C to +85°C F - 507 = $\pm 5.0 \times 10^{-7}$ over -40°C to +85°C *STRATUM 3 per GR-1244-CORE Table 3-1 Total Stability: 4.6×10^{-6} for all causes and 10 years vs. Holdover: 3.2×10^{-7} for all causes and 24 hours vs. Temperature: 2.8×10^{-7} peak to peak
Stability vs. Supply:	<5 pb for a 1% change in Supply Voltage
Aging:	A: 1×10^{-8} /day, 2×10^{-6} /year C: 1×10^{-9} /day, 3×10^{-7} /year B: 3×10^{-9} /day, 1×10^{-6} /year N: PTR Stratum 3
Electrical Frequency Adjust:	10×10^{-6} typical range (with Aging A or B) 2×10^{-6} typical range (with Aging C) (with F ; no frequency adjustment)
Initial Accuracy @ +25°C:	± 1.5 ppm max after reflow

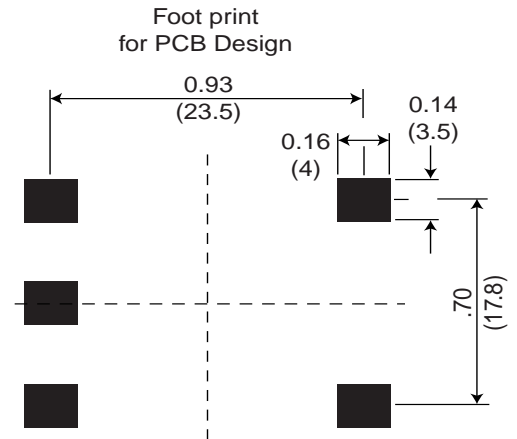
Oven Controlled Crystal Oscillators (OCXO's)

OC-290

Outline Drawing



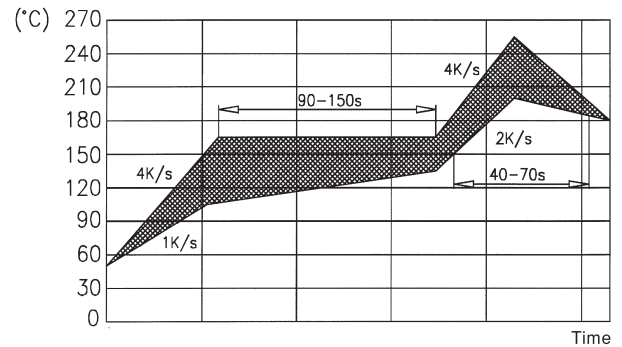
Pad Layout



Pin Out Information

1	Control voltage VC
2	Reference voltage output VREF
3	Supply voltage VB
4	RF-output
5	Ground, case

Recommended Soldering Profile



Ordering Information

OC - 290 - C A C - 508 C A - 10.0 MHz

Product Family
OC = OCXO

Package
290 = 25.4X22 mm SMD package

Input
C = 5.0V ±5%
D = 3.3V ±5%

Output
A = HCMOS, LVHCMOS
B = 10 TTL
G = Sinewave

Temperature Range
B - 508 = ±5x10⁻⁸ over 0°C to +50°C
B - 758 = ±7.5x10⁻⁸ over 0°C to +50°C
*B - ST3 = Stratum 3 over 0°C to +50°C
D - 758 = ±7.5x10⁻⁸ over -20°C to +70°C
D - 107 = ±1.0x10⁻⁷ over -20°C to +70°C
*D - ST3 = Stratum 3 over -20°C to +70°C
F -107 = ±1.0x10⁻⁷ over -40°C to +85°C
*F -ST3 = Stratum 3 over -40°C to +85°C
F -507 = ±5.0x10⁻⁷ over -40°C to +85°C

Frequency
2 MHz to 80 MHz

Electrical Frequency Adjust
A: 10 x 10⁻⁶ typical range (with Aging A or B) or 2 x 10⁻⁶ typical range (with Aging C)
F: Fixed frequency. See initial accuracy.

Aging
A = 1 x 10⁻⁸/day, 2 x 10⁻⁶/year
B = 3 x 10⁻⁹/day, 1 x 10⁻⁶/year
C = 1 x 10⁻⁹/day, 3 x 10⁻⁷/year
N = PTR Stratum 3