


EP26 Series



ECLIPTEK[®]
CORPORATION

- Programmable Crystal Oscillators
- LVCMOS Output
- +3.3V Supply Voltage
- Tri-State and Power Down Options
- 4 Pad Ceramic SMD Package
- RoHS Compliant (Pb-Free)



ELECTRICAL SPECIFICATIONS

Frequency Range		1.000MHz to 106.250MHz
Operating Temperature Range		-20°C to 70°C or -40°C to 85°C
Storage Temperature Range		-55°C to 125°C
Supply Voltage (V_{DD})		3.3V _{DC} ±0.3V _{DC}
Input Current		28mA Maximum (Unloaded)
Disable Current (TS Option)		16mA Maximum (Pin 1=Ground)
Standby Current (PD Option)		20µA Maximum (Pin 1=Ground)
Frequency Tolerance / Stability	Inclusive of all conditions: Calibration Tolerance at 25°C, Frequency Stability over the Operating Temperature Range, Supply Voltage Change, Output Load Change, First Year Aging at 25°C, Shock, and Vibration	±100ppm or ±50ppm Maximum
Output Voltage Logic High (V_{OH})		V _{DD} -0.4V _{DC} Minimum I _{OH} =-8mA
Output Voltage Logic Low (V_{OL})		0.4V _{DC} Maximum I _{OL} =+8mA
Rise Time / Fall Time	20% to 80% of waveform	4 nSeconds Maximum
Duty Cycle	at 50% of waveform at 50% of waveform (≤50.000MHz Only)	50 ±10(%) (Standard) 50 ±5(%) (Optional)
Load Drive Capability	≤50.000MHz >50.000MHz	30pF Maximum 15pF Maximum
Output Control Function	TS PD	Tri-State Power Down
Output Control Function Input Voltage	V _{IH} : No Connection or ≥70% of V _{DD} V _{IL} : (TS Option) ≤20% of V _{DD} V _{IL} : (PD Option) ≤20% of V _{DD}	Enables Output Disable Output: High Impedance Disable Output: Logic Low
Aging (at 25°C)		±5ppm / year Maximum
Start Up Time		10 mSeconds Maximum
Period Jitter: Absolute	≤33.000MHz >33.000MHz	±250pSec Maximum, ±100pSec Typical ±125pSec Maximum, ±75pSec Typical
Period Jitter: One Sigma	≤33.000MHz >33.000MHz	±50pSec Maximum ±40pSec Maximum

MANUFACTURER ECLIPTEK CORP.	CATEGORY OSCILLATOR	SERIES EP26	PACKAGE CERAMIC	VOLTAGE 3.3V	CLASS 0548	REV. DATE 07/08
--------------------------------	------------------------	----------------	--------------------	-----------------	---------------	--------------------

PART NUMBERING GUIDE

EP26 00 ET TS - 24.000M TR

FREQUENCY TOLERANCE / STABILITY

00=±100ppm Maximum
45=±50ppm Maximum

OPERATING TEMP. RANGE

Blank=-20°C to 70°C or
ET=-40°C to 85°C

DUTY CYCLE

Blank=50 ±10(%)
T=50 ±5(%)

AVAILABLE OPTIONS

Blank=Bulk
TR=Tape & Reel

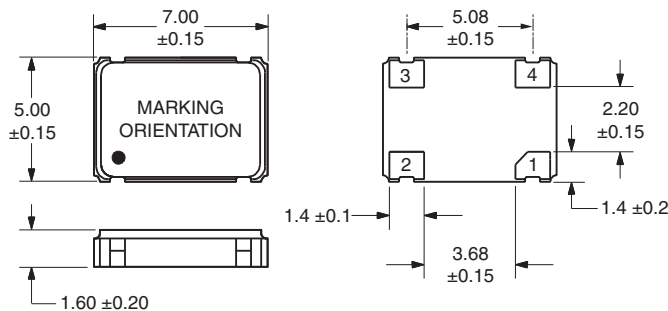
FREQUENCY

OUTPUT CONTROL FUNCTION

TS=Tri-State
PD=Power Down

MECHANICAL DIMENSIONS

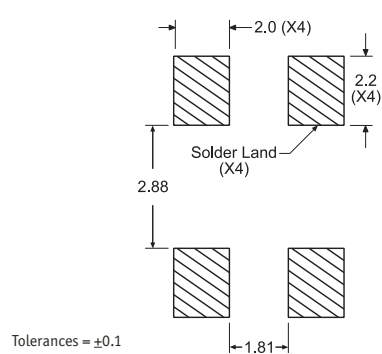
ALL DIMENSIONS IN MILLIMETERS



Pin 1: Tri-State or Power Down
Pin 2: Case Ground
Pin 3: Output
Pin 4: Supply Voltage

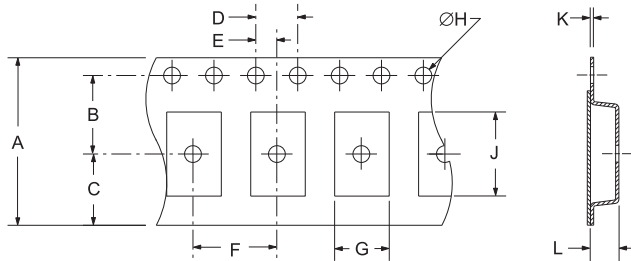
SUGGESTED SOLDER PAD LAYOUT

ALL DIMENSIONS IN MILLIMETERS

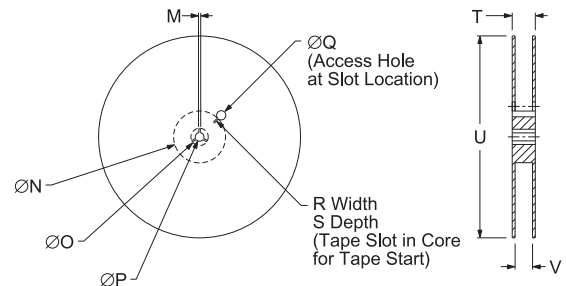


TAPE AND REEL DIMENSIONS

ALL DIMENSIONS IN MILLIMETERS



TAPE	A	B	C	D	E
	16+3-.1	7.5±.1	6.75±.1	4 ±.1	2±.1
F	G	H	J	K	L
8±.1	B0*	1.5 +.1-0	A0*	.3 ±.05	K0*



REEL	M	N	O	P	Q
	1.5 MIN	50 MIN	20.2 MIN	13±.2	40 MIN
R	S	T	U	V	QTY/REEL
2.5 MIN	10 MIN	22.4 MAX	360 MAX	16.4+2-0	1,000

*Compliant to EIA 481A

ENVIRONMENTAL/MECHANICAL SPECIFICATIONS

Characteristic	Specification
ESD Susceptibility	MIL-STD-883, Method 3015, Class 1, HBM: 1500V
Fine Leak Test	MIL-STD-883, Method 1014, Condition A
Flammability	UL94-V0
Gross Leak Test	MIL-STD-883, Method 1014, Condition C
Mechanical Shock	MIL-STD-883, Method 2002, Condition B
Moisture Resistance	MIL-STD-883, Method 1004
Moisture Sensitivity	J-STD-020, MSL 1
Resistance to Soldering Heat	MIL-STD-202, Method 210, Condition K
Resistance to Solvents	MIL-STD-202, Method 215
Solderability	MIL-STD-883, Method 2003
Temperature Cycling	MIL-STD-883, Method 1010, Condition B
Vibration	MIL-STD-883, Method 2007, Condition A

MARKING SPECIFICATIONS

Line 1: ECLIPTEK

Line 2: XX.XXX M
Frequency in MHz (5 Digits Maximum + Decimal)

Line 3: P XX Y ZZ
 P: Week of Year
 XX: Last Digit of Year
 Y: Ecliptek Manufacturing Identifier
 ZZ: Configuration Designator

MANUFACTURER	CATEGORY	SERIES	PACKAGE	VOLTAGE	CLASS	REV. DATE
ECLIPTEK CORP.	OSCILLATOR	EP26	CERAMIC	3.3V	OS48	07/08

Mouser Electronics

Authorized Distributor

Click to View Pricing, Inventory, Delivery & Lifecycle Information:

[Ecliptek:](#)

[EP2645ETTS-36.864M](#) [EP2600ETTS](#) [EP2600TS14.318](#) [EP2600ETTPD](#) [EP2600TS-3.072M](#) [EP2600PD-3.072M](#)
[EP2600ETTS-7.0M](#) [EP2600ETPD-40.000](#) [EP2645TS-50.000M](#) [EP2645ETTS-33.176M](#) [EP2600TS-27.0MHZ](#)
[EP2600ETPD66.0](#) [EP2600ETPD-25.175M](#) [EP2600ETPD-65.000M](#) [EP2600ETTS](#) [EP2600TS-66.000M](#)
[EP2645ETTS-32.000M](#) [EP2600TTS](#) [EP2600TPD](#) [EP2600ETPD-72.000M](#) [EP2600PD](#) [EP2600TS](#) [EP2600TS-](#)
[33.000M](#) [EP2600TS-27.000M](#) [EP2645ETTS-4.000M](#) [EP2600TS8.000](#) [EP2600TS48.000](#) [EP2600PD18.00000](#)
[EP2600TTS-50.000M](#) [EP2600ETTS-4.9152](#) [EP2600TTS-30.000M](#) [EP2600ETTS-25.000M](#) [EP2600TTS-](#)
[44.236MHZ](#) [EP2645ETTS-30.000M](#) [EP2645ETTS-40.000M](#) [EP2645TS-32.000M](#) [EP2645TS-18.432M](#)
[EP2645ETTS-80.000M](#) [EP2600TS-18.000M](#) [EP2645TS-24.576MHZ](#)