

ELECTRIC DOUBLE LAYER CAPACITORS "EVerCAP®"

nichicon

JD series

Screw Terminal Type, High Energy Density Type

NEW

- High energy density.
- Suitable for electric power storage.
- Available for adapted to the RoHS directive (2002/95/EC).

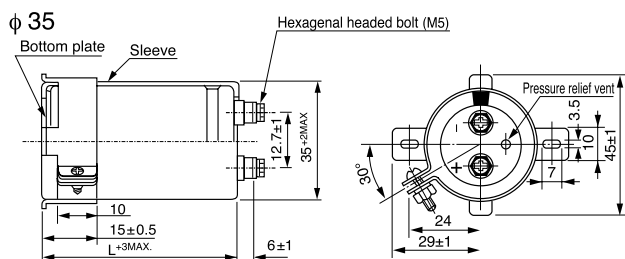
JD



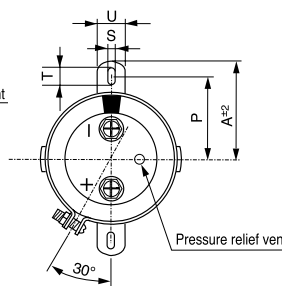
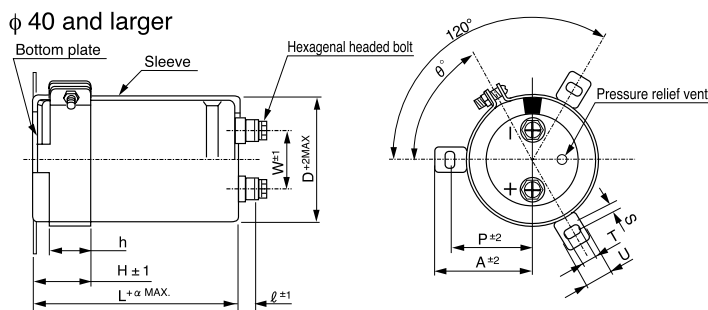
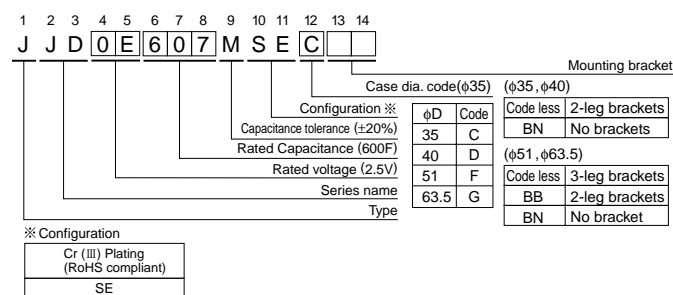
Specifications

Item	Performance Characteristics		
Category Temperature Range	- 25 ~ + 60°C		
Rated Voltage Range	2.5V		
Rated Capacitance Range	600 ~ 4000F See Note		
Capacitance Tolerance	±20% (20°C)		
Stability at Temperature	Capacitance (-25°C) / Capacitance (+20°C) × 100 ≥ 70% DCR(-25°C) / DCR (+20°C) ≤ 7		
DCR*	Refer to the list below. (20°C) *DC internal resistance		
Endurance	After an application of DC voltage for 2000 hours at 60°C, capacitors meet the characteristic requirements listed at right.	Capacitance change	Within ±30% of initial value
		DCR	300% or less of initial specified value
Shelf Life	After storing the capacitors under no load at 60°C for 2000hours, they will meet the characteristic requirements listed at right.	Capacitance change	Within ±30% of initial value
		DCR	300% or less of initial specified value
Marking	Printed with white color letter on black sleeve.		

Drawing



Type numbering system (Example : 2.5V 600F)



Dimensions

Rated Voltage (Code)	Cap. (F)	Cap. code	DCR (mΩ)	Case size		Weight (g)
				φ (mm)	L (mm)	
2.5V (0E)	600	607	16	35	85	130
	800	807	13		105	160
	950	957	10		135	210
	1000	108	10	40	105	210
	1300	138	8		135	250
	2300	238	5	51	135	450
	2500	258	4		150	500
	4000	408	2		63.5	150

Dimensions of mounting bracket (mm)

Leg shape Symbol	φ D	3-Legs		2-Legs		
		51	63.5	40	51	63.5
P		32.5	38.1	27	33.2	40.5
A		38.5	43	32	40	46.5
T		7.5	8.0	7.0	6.0	7.0
S		5.0	5.0	3.5	4.5	4.5
U		12	14	10	14	14
θ°		60	60	45	30	30
H		20	25	17	25	35
h		15	20	12	15	20

Dimensions of terminal pitch(W) and length(ℓ) and Normal dia. of bolt (mm)

φ D	W	ℓ	α	Nominal of bolt
40	18.8	9	3	M6
51	22.0	10	3	M6
63.5	28.6	10	3	M6

Note :

To calculate capacitance, the capacitor must be charged at the rated voltage of 2.5V for 30 minutes. Measure the time of duration ΔT (sec.) it takes go from 2V to 1V when a constant current discharge of i (A) = 0.01 × nominal capacitance is carried out. It is then possible to calculate capacitance based on the calculation provided below.

$$\text{Capacitance (F)} = I \times \Delta T$$

CAT.8100V