


.100" [2.54] CENTERLINE ICM & SICM SERIES



INTRODUCTION:

Adam Tech ICM Series Machine Pin Sockets and Terminal Strips offer a full range of exceptional quality, high reliability DIP and SIP package Sockets and Terminal Strips. Our sockets feature solid, precision turned sleeves with a closed bottom design to eliminate flux intrusion and solder wicking during soldering. Adam Tech's stamped spring copper insert provides an excellent connection and allows repeated insertion and withdrawals. Plating options include choice of gold, tin or selective gold plating. Our insulators are molded of UL94V-0 thermoplastic and both Sockets and Terminal Strips are XY stackable.

FEATURES:

- High Pressure Contacts
- Precision Stamped Internal Spring Contact
- Anti-Solder Wicking design
- Machine Insertable
- Single or Dual Row
- Low Profile

MATING COMPONENTS:

Any industry standard components with SIP or DIP leads

SPECIFICATIONS:

Material:

Insulator: PBT, Glass reinforced, rated UL94V-0
 Insulator Color: Black
 Contacts: Phosphor Bronze

Contact Plating:

Gold over Nickel underplate and Tin over copper underplate

Electrical:

Operating voltage: 250V AC max.
 Current rating: 1 Amp max.
 Contact resistance: 30 mΩ max. initial
 Insulation resistance: 1000 MΩ min.
 Dielectric withstanding voltage: 500V AC for 1 minute

Mechanical:

Insertion force: 400 grams initial max with .025 dia. leads
 Withdrawal force: 90 grams initial min with .025 dia. leads

Temperature Rating:


Operating temperature: -55°C to +105°C

PACKAGING:

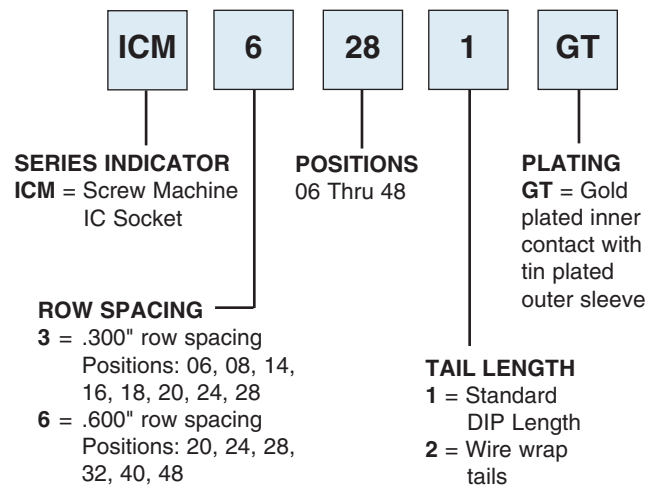
Anti-ESD plastic tubes

APPROVALS AND CERTIFICATIONS:

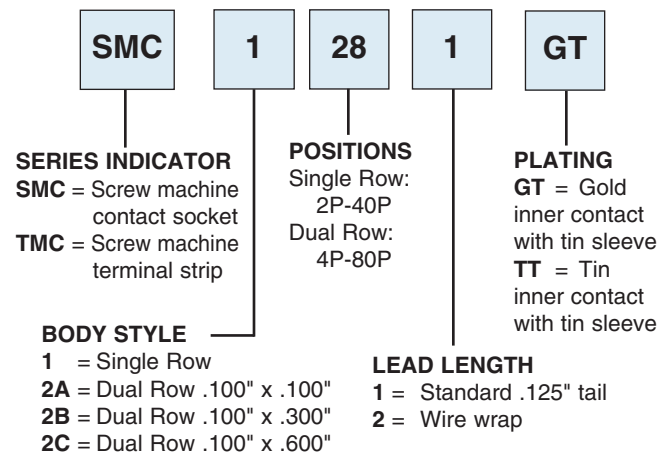
UL Recognized File No. E224053
 CSA Certified File No. LR1578596



**ORDERING INFORMATION
IC SOCKETS**



**ORDERING INFORMATION
SOCKETS & TERMINAL STRIPS**


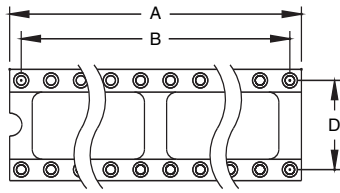


OPTIONS:

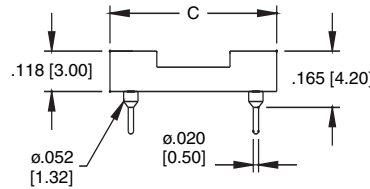
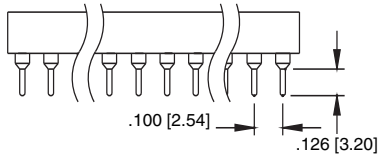
Add designator(s) to end of part number

RC = RoHS compliant lead-free product with Hi-Temp insulator

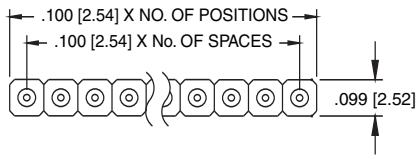
ICM



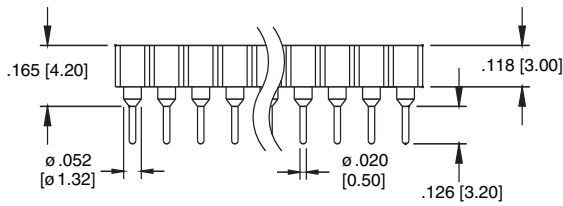
ICM-624-1-GT



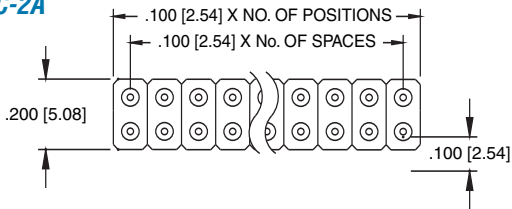
SMC-1



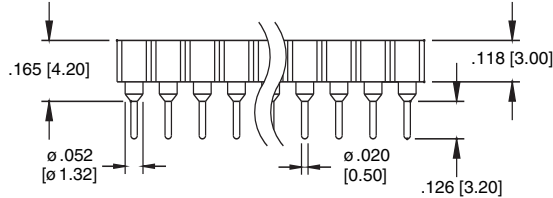
SMC-1-16-1-GT



SMC-2A



SMC-2A-32-1-GT



POSITION	Dimensions			
	A	B	C	D
8	.400 [10.16]	.300 [7.62]	.400 [10.16]	.300 [7.62]
14	.700 [17.78]	.600 [15.24]	.400 [10.16]	.300 [7.62]
16	.800 [20.32]	.700 [17.78]	.400 [10.16]	.300 [7.62]
18	.900 [22.86]	.800 [20.32]	.400 [10.16]	.300 [7.62]
20	1.00 [25.40]	.900 [22.86]	.400 [10.16]	.300 [7.62]
24	1.20 [30.48]	1.10 [27.94]	.400 [10.16]	.300 [7.62]
24	1.20 [30.48]	1.10 [27.94]	.700 [17.78]	.600 [15.24]
28	1.40 [35.56]	1.30 [33.02]	.400 [10.16]	.300 [7.62]
28	1.40 [35.56]	1.30 [33.02]	.700 [17.78]	.600 [15.24]
32	1.60 [40.64]	1.50 [38.10]	.700 [17.78]	.600 [15.24]
40	2.00 [50.80]	1.90 [48.26]	.700 [17.78]	.600 [15.24]

Contact Detail

