

Coaxial High Power Combiner

ZA2CS-500-15W

2 Way-0° 50Ω 200 to 500 MHz

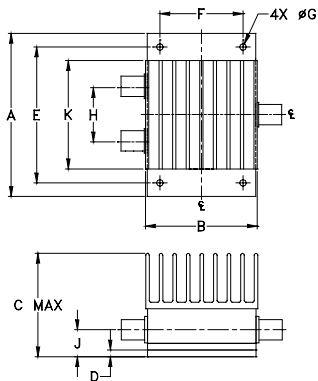
Maximum Ratings

Operating Temperature	-55°C to 90°C
Storage Temperature	-55°C to 100°C

Coaxial Connections

SUM PORT	S
PORT 1	1
PORT 2	2

Outline Drawing



Outline Dimensions (inch/mm)

A	B	C	D	E	F	
3.00	2.06	1.92	.100	2.500	1.525	
76.20	52.32	48.77	2.54	63.50	38.74	
G	H	J	K			wt
.125	1.000	.50	2.00			grams
3.18	25.40	12.70	50.80			330

Features

- high power, up to 15W input power
- wideband, 200 to 500 MHz
- high isolation, 31 dB typ.

Applications

- communication systems
- VHF transmitters



BNC version shown
CASE STYLE: AW254

Connectors	Model	Price	Qty.
BNC	ZA2CS-500-15W	\$74.95	(1-9)
N-TYPE	ZA2CS-500-15W-N	\$79.95	(1-9)
SMA	ZA2CS-500-15W-S	\$79.95	(1-9)

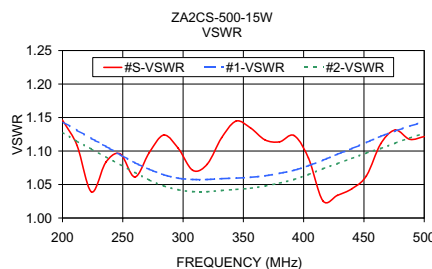
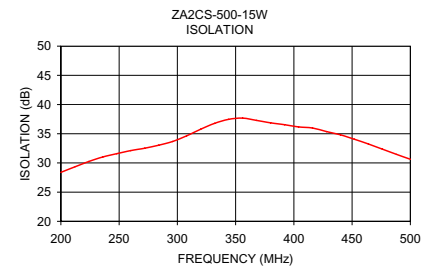
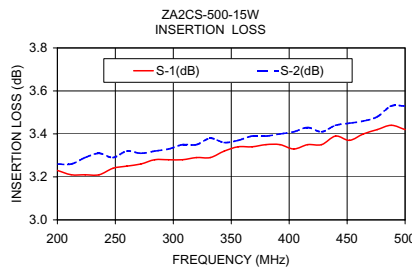
High Power Combiner Electrical Specifications

FREQ. RANGE (MHz)	ISOLATION (dB)		INSERTION LOSS (dB) ABOVE 3.0 dB		PHASE UNBALANCE (Degrees)		AMPLITUDE UNBALANCE (dB)		POWER INPUT ¹ (W)	
	Typ.	Min.	Typ.	Max.	Typ.	Max.	Typ.	Max.	as combiner ² Max.	as splitter Max.
200-500	31	20	0.3	1.0	0.3	3.0	0.10	0.4	15	15


1. Over -55°C to +55°C. Derate linearly to 20% of rating at 90°C
2. As a combiner of non-coherent signals, max. power per port is power rating divided by number of ports.

Typical Performance Data

Frequency (MHz)	Insertion Loss (dB)		Amplitude Unbalance (dB)	Isolation (dB)	Phase Unbalance (deg.)	VSWR S	VSWR 1	VSWR 2
	S-1	S-2						
200.00	3.23	3.26	0.03	28.38	0.31	1.15	1.14	1.13
212.00	3.21	3.26	0.06	29.33	0.50	1.11	1.13	1.11
224.00	3.21	3.29	0.09	30.25	0.19	1.04	1.12	1.10
248.00	3.24	3.29	0.05	31.59	0.27	1.10	1.09	1.08
272.00	3.26	3.31	0.05	32.52	0.20	1.10	1.07	1.06
296.00	3.28	3.33	0.05	33.68	0.29	1.10	1.06	1.04
320.00	3.29	3.35	0.06	35.77	0.36	1.08	1.06	1.04
344.00	3.32	3.36	0.04	37.47	0.44	1.14	1.06	1.04
368.00	3.34	3.39	0.06	37.28	0.29	1.12	1.06	1.05
392.00	3.35	3.40	0.05	36.55	0.41	1.12	1.07	1.06
416.00	3.35	3.43	0.08	35.98	0.09	1.03	1.09	1.07
440.00	3.39	3.44	0.05	34.82	0.24	1.04	1.10	1.09
464.00	3.40	3.46	0.05	33.24	0.33	1.11	1.12	1.10
488.00	3.44	3.53	0.09	31.48	0.35	1.12	1.14	1.12
500.00	3.42	3.53	0.10	30.63	0.30	1.12	1.14	1.13



electrical schematic



Mini-Circuits®
ISO 9001 ISO 14001 CERTIFIED

ALL NEW
minicircuits.com

P.O. Box 350166, Brooklyn, New York 11235-0003 (718) 934-4500 Fax (718) 332-4661 For detailed performance specs & shopping online see Mini-Circuits web site



The Design Engineers Search Engine Provides ACTUAL Data Instantly From MINI-CIRCUITS At: www.minicircuits.com

RF/IF MICROWAVE COMPONENTS

REV. A
M118941
ZA2CS-500-15W
HY/TD/CP
080808