PIN RECEPTACLES

FOR .032" - .046" DIAMETER PINS

0344

0344-X-19-XX-34-XX-10-0

Swage mount in .067 hole

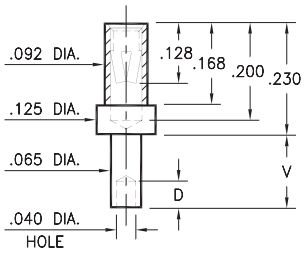

Basic Part Number	Board Thick-ness	Length V	Depth D
0344-1	.031	.062	.040
0344-2	.062	.094	.062
0344-3	.094	.125	.062
0344-4	.125	.156	.062

0349

0349-X-31-XX-34-XX-10-0

Swage mount in .129 hole

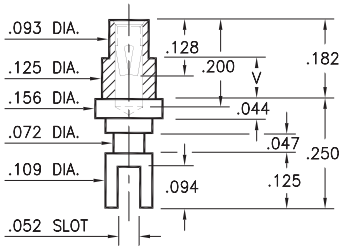

Basic Part Number	Board Thickness	Length V
0349-2	.062	.094
0349-3	.094	.125
0349-4	.125	.156

0323

0323-X-15-XX-34-XX-10-0

Swage mount in .094 hole

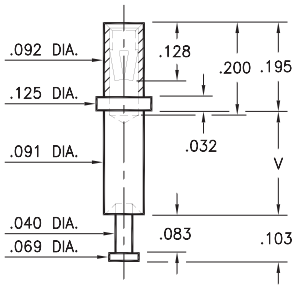

0324

0324-X-15-XX-34-XX-10-0

Swage mount in .094 hole

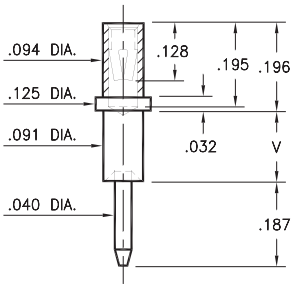

Basic Part Number	Board Thickness	Length V
032X-1	.031	.062
032X-2	.062	.094
032X-3	.094	.125
032X-4	.125	.156
032X-5	.188	.219

0348

0348-0-33-XX-34-XX-10-0

Wire crimp termination. Accepts wire sizes 20 AWG Max. / 24 AWG Min.

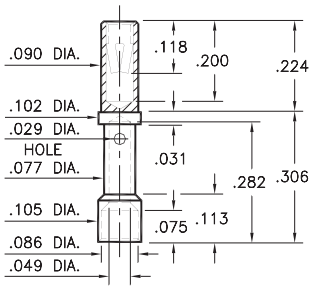

0405

0405-0-15-XX-34-XX-04-0

Press-fit in .084 mounting hole

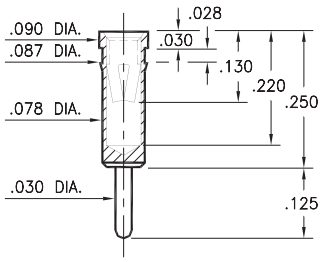

0336

0336-0-15-XX-34-XX-04-0

Press-fit in .089 mounting hole

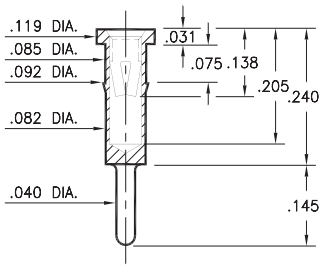

0322

0322-0-15-XX-34-XX-10-0

Solder mount in .089 min. mounting hole

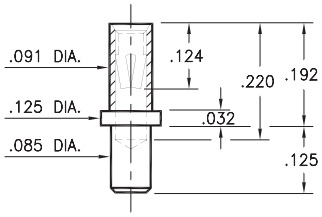

0325

0325-0-15-XX-34-XX-10-0

Press-fit in .090 mounting hole

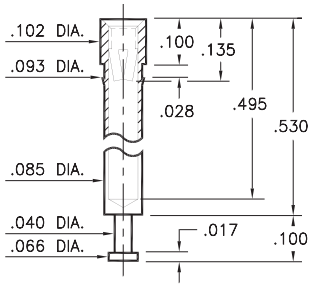

SPECIFICATIONS:

Shell Material: Brass Alloy 360, 1/2 Hard

Contact Material: Beryllium Copper Alloy 172, HT

Dimensions: Inches

Tolerances On: Lengths: ± .005
Diameters: ± .002
Angles: ± 2 °

RoHS-2 2011/65/EU

ORDER CODE: XXXX - X - XX - XX - 34 - XX - XX - 0

BASIC PART #

SPECIFY SHELL FINISH:
- **01** 200 µ" TIN/LEAD OVER NICKEL
- ◆ **80** 200 µ" TIN OVER NICKEL (RoHS)
- ◆ **15** 10 µ" GOLD OVER NICKEL (RoHS)

SPECIFY CONTACT FINISH:
- **01** 200 µ" TIN/LEAD OVER NICKEL
- ◆ **80** 200 µ" TIN OVER NICKEL (RoHS)
- ◆ **27** 30 µ" GOLD OVER NICKEL (RoHS)

SELECT CONTACT:
#34 CONTACT (DATA ON PAGE 258)
(For alternate contact choices, see group E on page 248)

MILL-MAX® Mill-Max Mfg. Corp. • 190 Pine Hollow Road, P.O. Box 300, Oyster Bay, NY 11771 • 516-922-6000 • Fax: 516-922-9253 • www.mill-max.com