
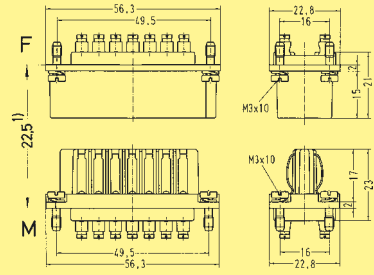
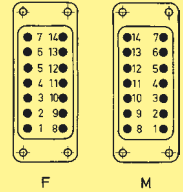

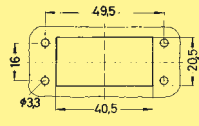


Number of contacts

14



Inserts

Identification	Series	Part No.		Drawing	Dimensions in mm
		Female insert (M)	Male insert (F)		
<p>Screw terminal</p> 	Staf®	09 70 014 2811	09 70 014 2614	 <p>1) Distance for contact max. 24 mm</p> <p>Contact arrangement View from termination side</p> 	
<p>Solder terminal</p> 	Staf®	09 70 014 2810	09 70 014 2613	<p>Panel cut out for inserts for use without hoods/housings</p> 	

Staf