


Number of contacts

6-64



SMC male header with angled solder pins

Identification	No. of contacts	Part No.					
		Without levers		With short levers		With long levers	
SMC male header with angled solder pins Length: 2.9 mm							
	6	09 19 506	└ 923	09 19 506	└ 913	09 19 506	└ 903
	10	09 19 510	└ 923	09 19 510	└ 913	09 19 510	└ 903
	14	09 19 514	└ 923	98 19 514	└ 913	09 19 514	└ 903
	16	09 19 516	└ 923	09 19 516	└ 913	09 19 516	└ 903
	20	09 19 520	└ 923	09 19 520	└ 913	09 19 520	└ 903
	26	09 19 526	└ 923	09 19 526	└ 913	09 19 526	└ 903
	34	09 19 534	└ 923	09 19 534	└ 913	09 19 534	└ 903
	40	09 19 540	└ 923	09 19 540	└ 913	09 19 540	└ 903
	50	09 19 550	└ 923	09 19 550	└ 913	09 19 550	└ 903
	60	09 19 560	└ 923	09 19 560	└ 913	09 19 560	└ 903
	64	09 19 564	└ 923	09 19 564	└ 913	09 19 564	└ 903
30 contacts and kinked version on request							
SMC male header with angled solder pins Length: 4.5 mm							
	6	09 19 506	└ 921*	09 19 506	└ 911*	09 19 506	└ 901*
	10	09 19 510	└ 921*	09 19 510	└ 911*	09 19 510	└ 901*
	14	09 19 514	└ 921*	98 19 514	└ 911*	09 19 514	└ 901*
	16	09 19 516	└ 921*	09 19 516	└ 911*	09 19 516	└ 901*
	20	09 19 520	└ 921*	09 19 520	└ 911*	09 19 520	└ 901*
	26	09 19 526	└ 921*	09 19 526	└ 911*	09 19 526	└ 901*
	34	09 19 534	└ 921*	09 19 534	└ 911*	09 19 534	└ 901*
	40	09 19 540	└ 921*	09 19 540	└ 911*	09 19 540	└ 901*
	50	09 19 550	└ 921*	09 19 550	└ 911*	09 19 550	└ 901*
	60	09 19 560	└ 921*	09 19 560	└ 911*	09 19 560	└ 901*
	64	09 19 564	└ 921*	09 19 564	└ 911*	09 19 564	└ 901*
30 contacts and kinked version on request							

SMC technology


* Not normally kept in stock
For accessories see page 21.26
For dimensions see page 21.19

For performance level 3 please specify digit
For performance level 2 please specify digit
> 0.76 µm Au (30 µinch) on request



Number of contacts

6-64



SMC male header with angled solder pins

Identification

Drawing

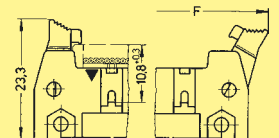
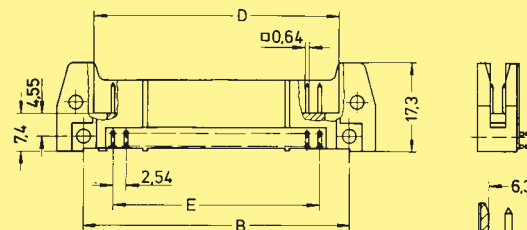
Dimensions in mm

SMC male header

No. of contacts	A	B	D	E	F	G
6	26.9	16.76	12.45	2.54 x 2 = 5.08	36.9	40.3
10	32.0	21.84	17.53	2.54 x 4 = 10.16	42.0	45.4
14	37.1	26.92	22.61	2.54 x 6 = 15.24	47.1	50.4
16	39.6	29.46	25.15	2.54 x 7 = 17.78	49.6	53.0
20	44.7	34.54	30.23	2.54 x 9 = 22.86	54.7	58.1
26	52.3	42.16	37.85	2.54 x 12 = 30.48	62.3	65.7
34	62.5	52.32	48.01	2.54 x 16 = 40.64	72.5	75.8
40	70.1	59.94	55.63	2.54 x 19 = 48.26	80.1	83.5
50	82.8	72.64	68.33	2.54 x 24 = 60.96	92.8	96.2
60	95.5	85.34	81.03	2.54 x 29 = 73.66	105.5	108.9
64	100.6	90.42	86.11	2.54 x 31 = 78.74	110.6	113.9

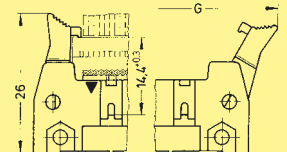
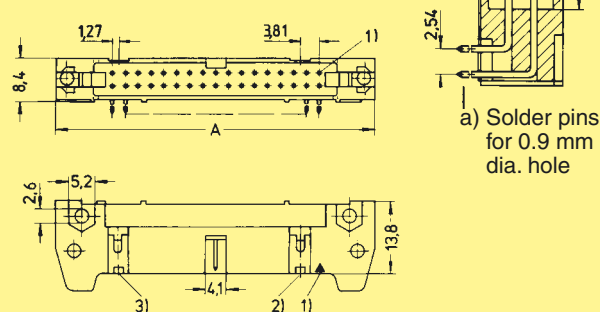
Short levers

for use with female connector without strain relief clamp

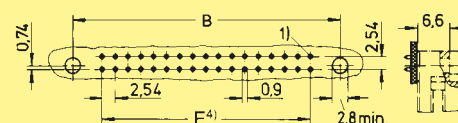


Long levers

for use with female connector with strain relief clamp



Board drillings



1) Contact number 1
 2) No polarization slot for 6, 10 or 14 way male header

3) No polarization slot for 6 way male header
 4) Pitch tolerance: ± 0.1