Specifications

DIN VDE 0627
DIN VDE 0110
DIN EN 61 984

Approvals

UL, CSA

Inserts

Number of contacts	40, 64 + PE
Electrical data acc. to DIN EN 61 984	**10 A 250 V 4 kV 3**
Working current	
Working voltage	
Rated impulse voltage	
Pollution degree	
– Pollution degree 2 also	10 A 230/400 V 4 kV 2
Working voltage acc. to UL/CSA	600 V
Insulation resistance	≥ 10^{10} Ω
Material	Polycarbonate
Temperature range	- 40 °C … +125 °C
Flammability acc. to UL 94	V 0
Mechanical working life	
- Mating cycles	≥ 500

Contacts

Material	copper alloy
Surface	
- mating side	3 µm Ag
- termination side	tin plated
Contact resistance	≤ 4 mΩ
Screw terminal	
- mm²	0.2-2.5 mm²
- AWG	24-14
- Tightening/test torque	0.5 Nm

Hoods/Housings

Material	die cast aluminium
Surface	powder-coated RAL 7037
Locking elements	Han-Easy Lock®
Hoods/Housings seal	NBR
Temperature range	- 40 °C … +125 °C
Degree of protection acc. to DIN EN 60 529 for coupled connector	IP 65

Identification strips

Multi contour (MK)
the following identification strips may be used
- HARTING – 09 21 000 9971
- Murrplastik – KPX 5/10-5
- Weidmüller – dekafix 5
- Phoenix – 4 K – DST 5
- Phoenix – DS 5
- Phoenix – RBS 5
- Phoenix – ZB 5
- WAGO – WSB 5

Single contour (SK)
the following identification strips may be used
- Murrplastik – KWI 5/10
- Murrplastik – KWI 5/10-5
- Murrplastik – KWI 8.6-5
- Wieland – 9705 A 5/10
- WAGO – Mini - WSB

Current carrying capacity

The current carrying capacity is limited by maximum temperature of materials for inserts and contacts including terminals. The current capacity-curve is valid for continuous, not interrupted current-loaded contacts of connectors when simultaneous power on all contacts is given, without exceeding the maximum temperature.

Control and test procedures according to DIN IEC 60 512-3.

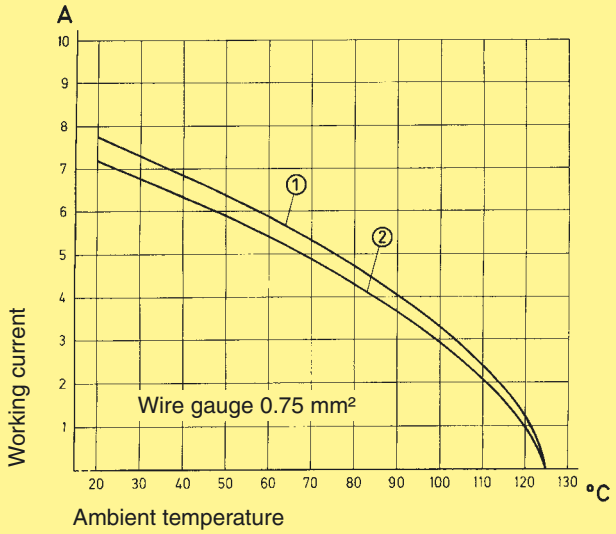

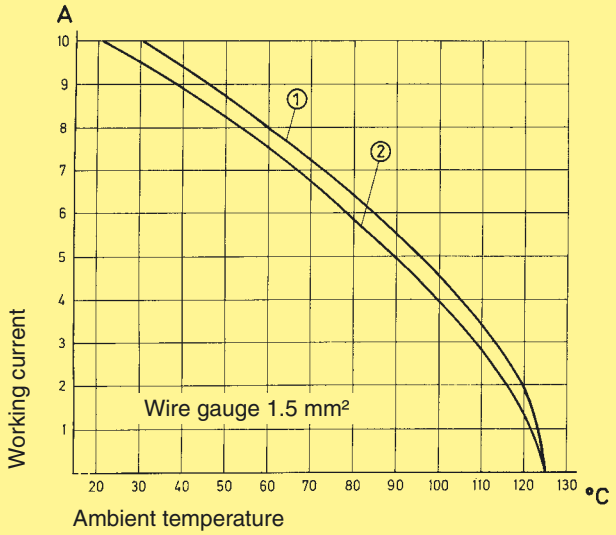

① Han 40 D® AV
② Han 64 D® AV

Identification

The individual terminals have the same identification as on the mating face.
In addition each circuit may be separately labelled with identification strips fitted in the adjacent slots.

Number of contacts

40, 64 + ⏚



Terminal block connectors

Identification	Number of contacts	Part No. Male insert	Part No. Female insert	Drawing	Dimensions in mm
Left hand version Multi contour (MK)	40 64	**09 21 040 4601** **09 21 064 4601**	**09 21 040 4701** **09 21 064 4701**	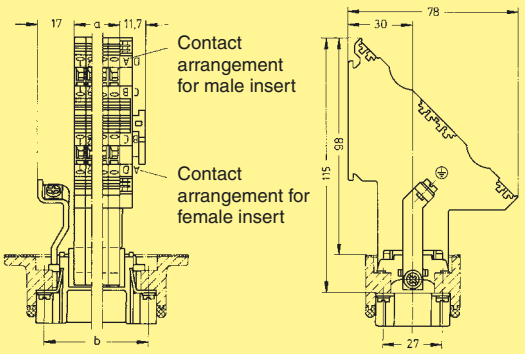	
Left hand version Single contour (SK)	40 64	**09 21 040 4602** **09 21 064 4602**	**09 21 040 4702** **09 21 064 4702**	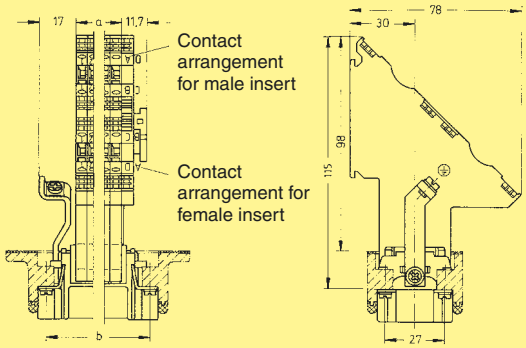	
Right hand version Multi contour (MK)	40 64	**09 21 040 4611** **09 21 064 4611**	**09 21 040 4711** **09 21 064 4711**	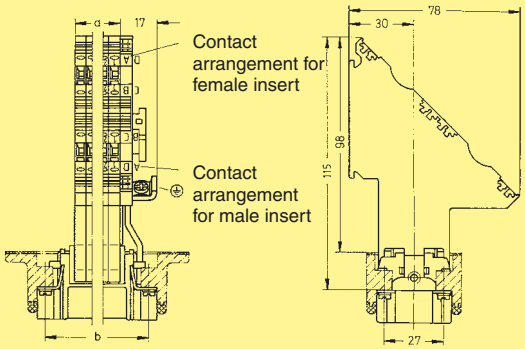	
Right hand version Single contour (SK)	40 64	**09 21 040 4612** **09 21 064 4612**	**09 21 040 4712** **09 21 064 4712**	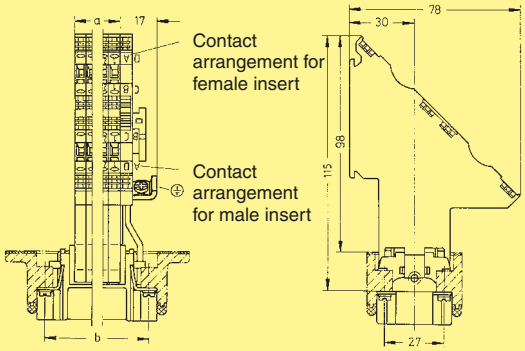	

	a	b
Han® 40 D	51	77.5
Han® 64 D	81.5	104

Stock items in bold type