


Number of contacts

6-64



Low-profile male header, angled solder pins

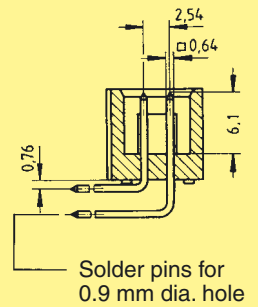
Identification No. of contacts Part No. Drawing Dimensions in mm

Male header with angled solder pins

Length: 2.9 mm

No. of contacts	Part No.	Drawing
6	09 18 506 □ 323	
10	09 18 510 □ 323	
14	09 18 514 □ 323	
16	09 18 516 □ 323	
20	09 18 520 □ 323	
26	09 18 526 □ 323	
34	09 18 534 □ 323	
40	09 18 540 □ 323	
50	09 18 550 □ 323	
60	09 18 560 □ 323	
64	09 18 564 □ 323	

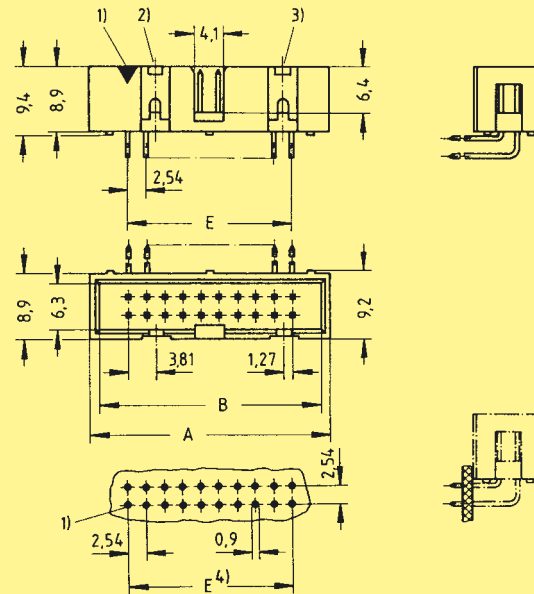
No. of contacts	A	B	E
6	15.2	12.78	2.54 x 2 = 5.08
10	20.3	17.86	2.54 x 4 = 10.16
14	25.4	22.94	2.54 x 6 = 15.24
16	27.9	25.48	2.54 x 7 = 17.78
20	33.0	30.56	2.54 x 9 = 22.86
26	40.6	38.18	2.54 x 12 = 30.48
34	50.8	48.34	2.54 x 16 = 40.64
40	58.4	55.96	2.54 x 19 = 48.26
50	71.3	68.66	2.54 x 24 = 60.96
60	84.0	81.36	2.54 x 29 = 73.66
64	89.1	86.44	2.54 x 31 = 78.74



Male header with angled solder pins

Length: 4.5 mm

No. of contacts	Part No.	Drawing
6	09 18 506 □ 321*	
10	09 18 510 □ 321*	
14	09 18 514 □ 321*	
16	09 18 516 □ 321*	
20	09 18 520 □ 321*	
26	09 18 526 □ 321*	
34	09 18 534 □ 321*	
40	09 18 540 □ 321*	
50	09 18 550 □ 321*	
60	09 18 560 □ 321*	
64	09 18 564 □ 321*	



For performance level 3 please specify digit 7
 For performance level 2 please specify digit 6
 > 0.76 µm Au (30 µinch) on request

7
6
5*

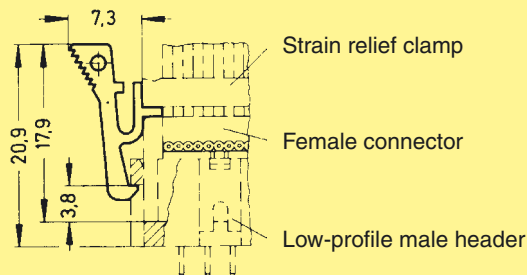
Identification No. of contacts Part No. Drawing Dimensions in mm

Locking lever for female connector with strain relief

in conjunction with low-profile male header

When the security of latching is required and space is a premium, these locking levers can be fitted onto the strain relief of the HARTING female connector.

09 18 000 9905⁵⁾



- 1) Contact number 1
- 2) No polarization slot for 6, 10 or 14 way male header
- 3) No polarization slot for 6 way male header
- 4) Pitch tolerance: ± 0.1

* Not normally kept in stock
⁵⁾ Order 2 per female connector