



actual size

Oscillator · JO32 · 2.8 V

SMD Oscillator with Stop Function · 3.2 x 2.5 mm

- reflow soldering temperature: 260 °C max.
- compact & flat ceramic/metal package



General Data

type	JO32 2.8V	
frequency range	0.75 ~ 80.0 MHz (15 pF max.)	
	0.75 ~ 50.0 MHz (30 pF max.)	
frequency stability over all*	± 25ppm ~ ± 100ppm (table 1)	
current consumption	see table 2	
supply voltage V _{DC}	2.8V ± 5%	
temperature	operating	-20 °C ~ +70 °C / -40 °C ~ +85 °C
	storage	-55 °C ~ +100 °C
output	rise & fall time	see table 3
	load max.	15pF / 30pF
	current max.	5mA
	low level max.	0.1 x V _{DC}
	high level min.	0.9 x V _{DC}
output enable time max.	10ms	
output disable time max.	200ns	
start-up time max.	10ms	
standby function	stop	
standby current max.	5µA	
phase jitter 12 kHz ~ 20.0 MHz	< 1.0ps RMS	
symmetry at 0.5 x V _{DC}	45% ~ 55% typ. (40% ~ 60% max.)	

Table 1: Frequency Stability Code

stability code	A	B	G	C		
	± 100 ppm	± 50 ppm	± 30 ppm	± 25 ppm		
-20 °C ~ +70 °C		●	○	△		
-40 °C ~ +85 °C	●	○	○			

● standard ○ available △ excludes aging

* includes stability at 25 °C, operating temp. range, supply voltage change, shock and vibration, aging 1st year.

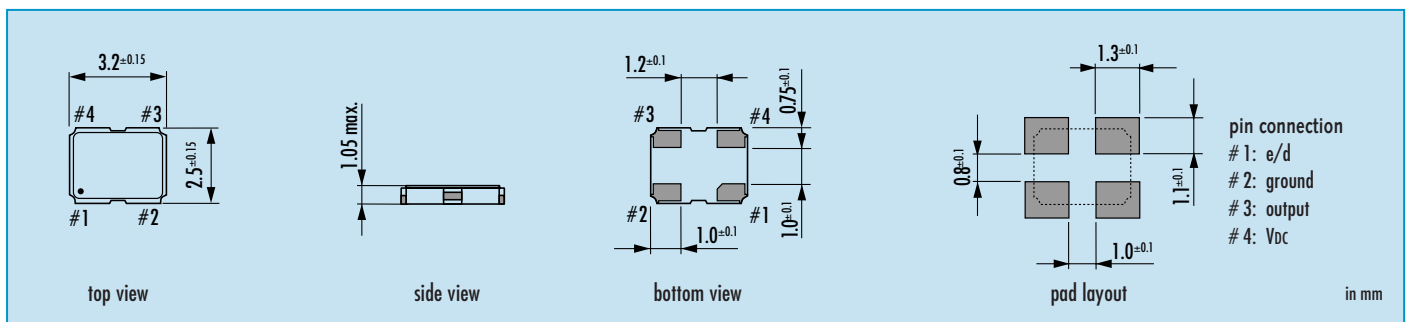
Table 2: Current Consumption max.

Current at 15pF load		Current at 30pF load	
0.75 ~ 19.9 MHz	6 mA	0.75 ~ 19.9 MHz	9 mA
20.00 ~ 39.9 MHz	11 mA	20.00 ~ 39.9 MHz	15 mA
40.00 ~ 59.9 MHz	16 mA	40.00 ~ 50.0 MHz	19 mA
60.00 ~ 80.0 MHz	18 mA		

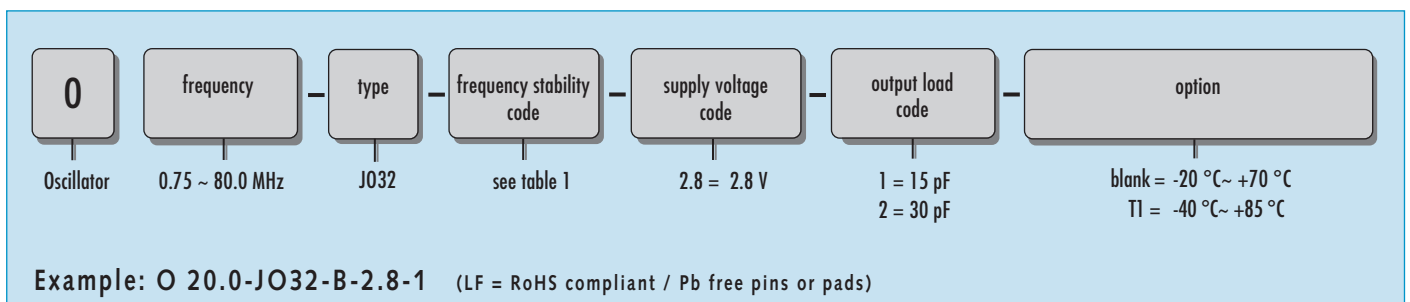
Table 3: Rise & Fall Time max.

5 ns: 0.75 ~ 1.8 MHz	note: - specific data on request - rise time: 0.1 V _{DC} ~ 0.9 V _{DC} - fall time: 0.9 V _{DC} ~ 0.1 V _{DC}
4 ns: 1.81 ~ 80.0 MHz	

Dimensions

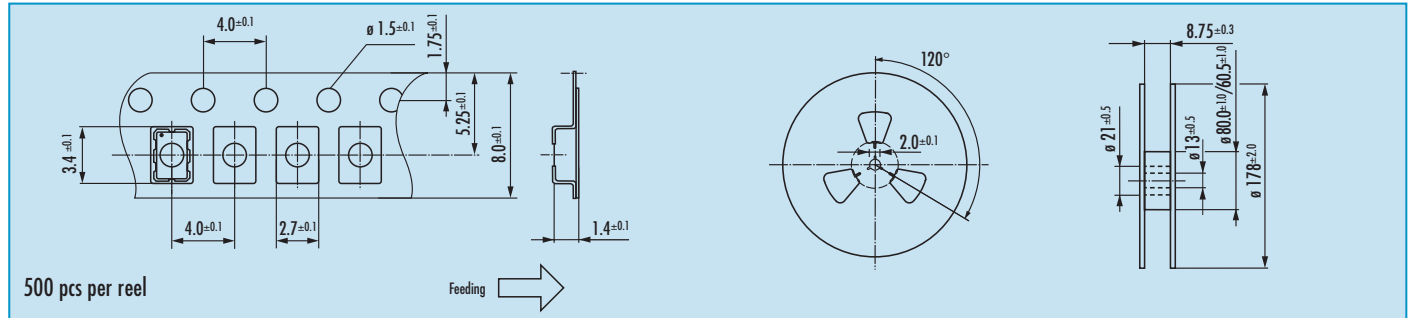


Order Information



Oscillator · JO32 · 2.8 V · Stop Function

Taping Specification



Enable / Disable Function

pin #1 (e/d control)	pin #3 (output)
open	active
high "1" ($V_{IH} \geq 0.8 V_{DC}$)	active
low "0" ($V_{IL} \leq 0.2 V_{DC}$)	high impedance

stop function:

- oscillator stops
- output high impedance

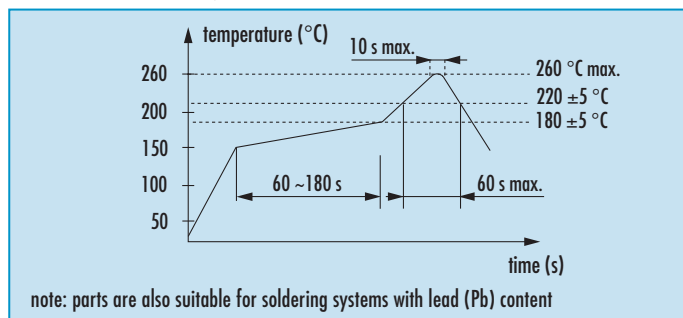
Marking

frequency
type / date code

date code:
A ~ M: Jan. - Dec.
5: 2005
6: 2006
7: 2007

Jan.	Febr.	Mar.	Apr.	May	June
A	B	C	D	E	F
July	Aug.	Sept.	Oct.	Nov.	Dec.
G	H	J	K	L	M

Reflow Soldering Profile



Packing Note

- standard packing units are 500 pieces per reel
- non-multiple packing units are only supplied taped / bulk