

# XT Series

## Class II Transformers

### Description

The XT 20VA and 40VA series Class II direct plug-in transformers are specially designed for low voltage applications.

The transformers are equipped with internal electrical overload protection and current fuses to meet with UL requirements.

Both series transformers are built with quality, durability and high performance and are listed under UL1310 standard.

A designer ABS housing was incorporated into the product to attractively blend-in with the interior decor most commonly found in today's businesses and residences.

### Features

- Electrical overload protection.
- Attractive designer white housing.
- Meets UL1310 requirements.
- Primary winding thermal fuse protection.
- Current fuse on secondary winding.
- Heavy polyurethane insulated copper windings.
- Single voltage primary and secondary.
- Thermal cutoff 266° F (130° C), 1A, 250V

### Specifications

| Model Number | Input Voltage (VAC) | Output Voltage (VAC) | Power Output (VA) | Current Output (Amps) | Primary Thermal Fuse | Secondary Current Fuse | Terminal Screw Size |
|--------------|---------------------|----------------------|-------------------|-----------------------|----------------------|------------------------|---------------------|
| XT-1220      | 120                 | 12                   | 20                | 1.666                 | 266° F               | -                      | #6 - 32             |
| XT-1240      | 120                 | 12                   | 40                | 3.333                 | 266° F               | 5A 250V                | #6 - 32             |
| XT-1620      | 120                 | 16.5                 | 20                | 1.212                 | 266° F               | -                      | #6 - 32             |
| XT-1640      | 120                 | 16.5                 | 40                | 2.424                 | 266° F               | 5A 250V                | #6 - 32             |
| XT-1820      | 120                 | 18                   | 20                | 1.111                 | 266° F               | -                      | #6 - 32             |
| XT-1840      | 120                 | 18                   | 40                | 2.222                 | 266° F               | 5A 250V                | #6 - 32             |
| XT-2420      | 120                 | 24                   | 20                | 0.833                 | 266° F               | -                      | #6 - 32             |
| XT-2440      | 120                 | 24                   | 40                | 1.666                 | 266° F               | 5A 250V                | #6 - 32             |

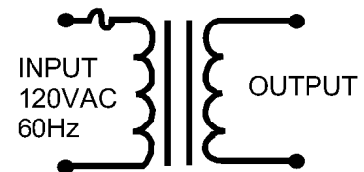
\* Output Power Rated VA ±5%.



### XT Series Transformers

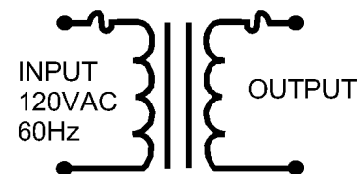
#### Internal Diagram 20VA

266°F 1A 250V



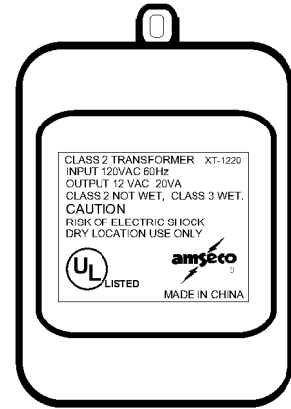
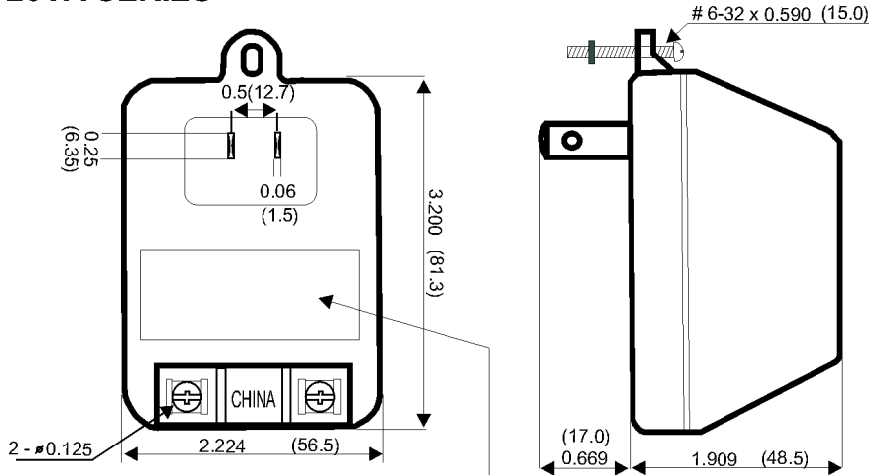
#### Internal Diagram 40VA

266°F 1A 250V 5A 250V



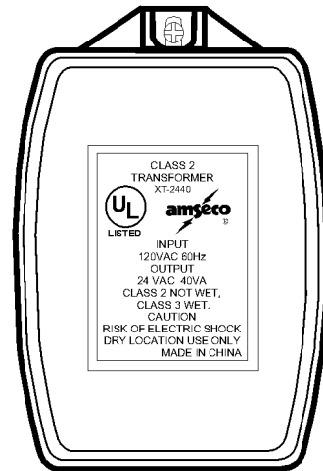
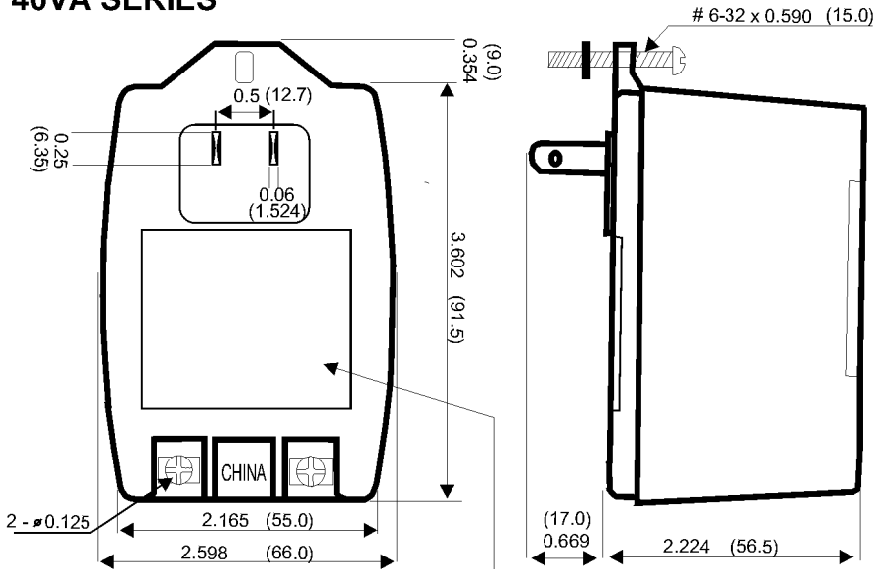
Dimensions: inch (mm)

**20VA SERIES**



**CAUTION**  
 "TO REDUCE THE RISK OF ELECTRIC SHOCK, DISCONNECT POWER TO THE RECEPTACLE BEFORE INSTALLING OR REMOVING THE UNIT. WHEN REMOVING RECEPTACLE COVER SCREW, COVER MAY FALL ACROSS PLUG PINS OR RECEPTACLE MAY BECOME DISPLACED."  
 "USE ONLY WITH DUPLEX RECEPTACLE HAVING CENTER SCREW." SECURE UNIT IN PLACE BY RECEPTACLE COVER SCREW.  
 FUSED PRIMARY DO NOT SHORT.

**40VA SERIES**



**CAUTION**  
 "TO REDUCE THE RISK OF ELECTRIC SHOCK, DISCONNECT POWER TO THE RECEPTACLE BEFORE INSTALLING OR REMOVING THE UNIT. WHEN REMOVING RECEPTACLE COVER SCREW, COVER MAY FALL ACROSS PLUG PINS OR RECEPTACLE MAY BECOME DISPLACED."  
 "USE ONLY WITH DUPLEX RECEPTACLE HAVING CENTER SCREW." SECURE UNIT IN PLACE BY RECEPTACLE COVER SCREW.  
 FUSED SECONDARY DO NOT SHORT.