



Series X518 Single and Dual Row Collet Sockets with Solder Tail Pins

FEATURES:

- Aries collet sockets are available in single or dual rows.
- Cuttable to the number of pins desired to fit the application.
- Side-to-side and end-to-end stackable.

SPECIFICATIONS:

- Body material is black UL 94V-0 Glass-filled 4/6 Nylon.
- Pin body is Brass Alloy 360 1/2 hard per UNS C36000 ASTM-B16-00.
- Pin body plating is either 10µ [2.5µm] min. Gold per MIL-G-45204 or 200µ [5.08µm] min. 93/7 Tin/Lead per ASTM B545 or 200µ [5.08µm] min. Tin per ASTM B545 Type 1 over 100µ [2.54µm] min. Nickel per SAE-AMS-QQ-N-290.
- 4-fingered collet contact is Beryllium Copper Alloy per UNS C17200 ASTM-B194-01.
- Contact plating is either 200µ [5.08µm] min. 93/7 Tin/Lead per ASTM B545 or 200µ [5.08µm] min Tin per ASTM B545 Type 1 or 10µ [2.5µm] Gold per MIL-G-45204 over 50µ min. [1.27µm] Nickel per SAE-AMS-QQ-N-290. Heavy 30µ [7.6µm] Gold Plating also available.
- Contact current rating=3 Amps.
- Insertion Force=180 grams/pin; Withdrawal Force=90 grams/pin; Normal Force=140 grams/pin; based on a .018 [.46] dia. test lead.
- Operating temperature=221°F [105°C] Tin & Tin/Lead plating =257°F [125°C] Gold plating.
- Insertion Force=180 grams/pin; Withdrawal Force=90 grams/pin; Normal Force=140 grams/pin; based on a .018 [.46] dia. test lead.
- Accepts leads .015-.025 [.38-.64] in diameter.
- Accepts lead lengths from .100 [2.54] min.


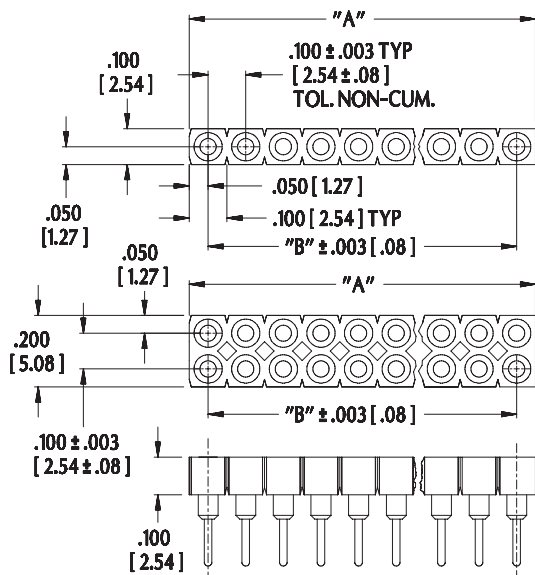
MOUNTING CONSIDERATIONS:

- Suggested PCB hole size=.030 ± .002 [.76 ± .05] dia.

ALL DIMENSIONS: INCHES [MILLIMETERS]

All tolerances ± .005 [.13] unless otherwise specified

"A"=(NO. OF PINS PER ROW) X .100 [2.54]
 "B"=(NO. OF PINS PER ROW - 1) X .100 [2.54]



Note: Aries specializes in custom design and production. In addition to the standard products shown on this page, special materials, platings, sizes, and configurations can be furnished, depending on quantities. Aries reserves the right to change product specifications without notice.

ORDERING INFORMATION

XX-X518-1XXXX

No. of pins:
 Single row: 1-40 pins
 Dual row: 2-40 pins

0=Single row
 1=Dual row

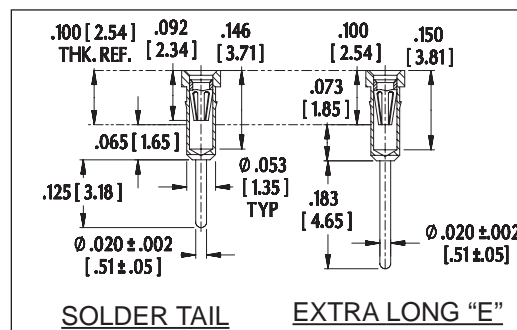
Series

Solder tail pin

Optional suffix:
 H=Heavy Gold plating on collet shell
 T=Tin collet/ Tin shell
 TL=Tin/Lead collet/ Tin/Lead shell
 E=Extra long solder tail pin

Plating:
 0=Gold collet/Tin shell
 0TL=Gold collet/ Tin/Lead Shell
 1=Gold collet/Gold shell

Consult Data Sheet No. 12021 for Series X518 Collet Sockets with wire wrap pins.



<http://www.arieselec.com> • info@arieselec.com

Frenchtown, NJ USA
 TEL: (908) 996-6841
 FAX: (908) 996-3891



12020
 REV.F