

Surface Mount WLAN Antenna (2540MHz)

AMCA52-2R540G-S1F-T



RoHS / RoHS II Compliant



5.2 x 2.1 x 1.0mm

Moisture Sensitivity Level (MSL) – MSL = 1

FEATURES:

- 2540MHz, Bandwidth $\geq 200\text{MHz}$
- Suitable for RoHS compliant reflow
- Gain 2.5dBi (Peak) / 0.5dBi (Average)
- VSWR $< 2:1$
- Small size – 5.2 x 2.1 x 1.0mm (0.204 x 0.082 x 0.039inch)
- Non Ground Mounting type.
- Power Handling 3W Max
- Matched to 50 Ohm.

APPLICATIONS:

- Wireless application - WiMax bands.
- User Equipments (UE), e.g. dongles, modems
- User Equipments applications covering 2540MHz WiMax bands.
- Alternative to larger PCB solution

STANDARD SPECIFICATIONS

Maximum Ratings

Item	Value
Operating Temperature Range	-40°C to + 85°C
Storage Temperature Range	-10°C ~ +40 and RH °C 70% (Max.)

Electrical Characteristics

Item	Spec
Frequency	2540MHz
Bandwidth	$\geq 200\text{MHz}$
Peak Gain	2.5 dBi typ.
Average Gain	0.5 dBi typ
VSWR	$< 2:1$
Impedance	50 Ohm
Power Capability	3W max

PART IDENTIFICATION:

AMCA52-2R540G-S1F-**T**

Packaging

Blank: Bulk or Cut Tape
T: T/R 1000pcs per reel
T4 : T/R 4000pcs per reel

Surface Mount WLAN Antenna (2540MHz)

AMCA52-2R540G-S1F-T

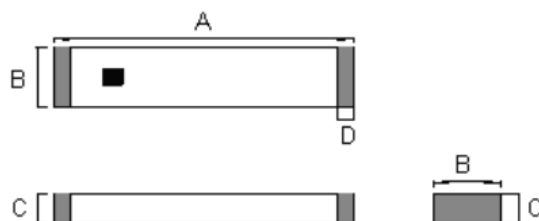



RoHS / RoHS II Compliant

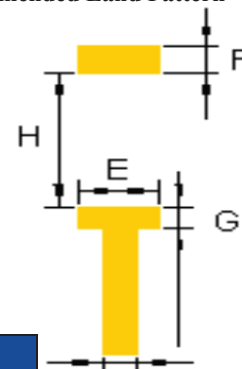


5.2 x 2.1 x 1.0mm

OUTLINE DIMENSIONS:



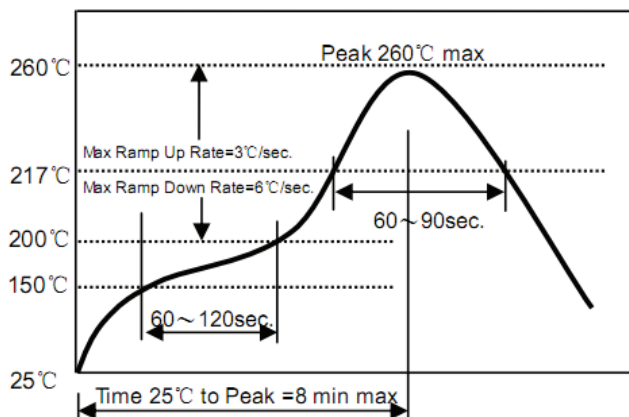
Recommended Land Pattern



(Dimensions: mm)

Series	A	B	C	D	E	F	G	H	I
AMCA52	5.2±0.2	2.1±0.2	1.0±0.2	0.5±0.2	2.0±0.2	1.5±0.2	1.0±0.2	4.0±0.2	1.4±0.2

REFLOW PROFILE:

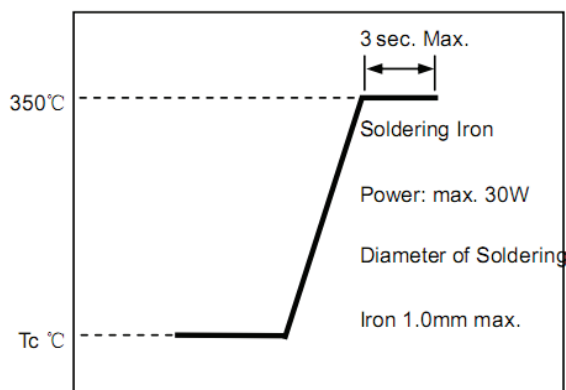


- Preheat condition: 150 ~200 /60~120°C sec.
- Allowed time above 217°C: 60~90sec.
- Max temp: 260°C
- Max time at max temp: 10sec.
- Solder paste: Sn/3.0Ag/0.5Cu
- Allowed Reflow time: 2x max

[Note: The reflow profile in the above table is only for qualification and is not meant to specify board assembly profiles. Actual board assembly profiles must be based on the customer's specific board design, solder paste and process, and should not exceed the parameters as the Reflow profile shows.]

MANUAL SOLDERING

Pre-heating Temperature: 120°C, 60°C ~ 300 sec.



- Iron soldering power: Max.30W.
- Pre-heating: 150 / 60 sec. °C.
- Soldering Tip temperature: 350 Max. °C.
- Soldering time: 3 sec Max.
- Solder paste: Sn/3.0Ag/0.5Cu.
- Max 1 times for iron soldering.
- Soldering Temperature: 340°C±5°C, 5sec max per each terminal.

[Note: Take care not to apply the tip of the soldering iron to the terminal electrodes.]

Surface Mount WLAN Antenna (2540MHz)

AMCA52-2R540G-S1F-T



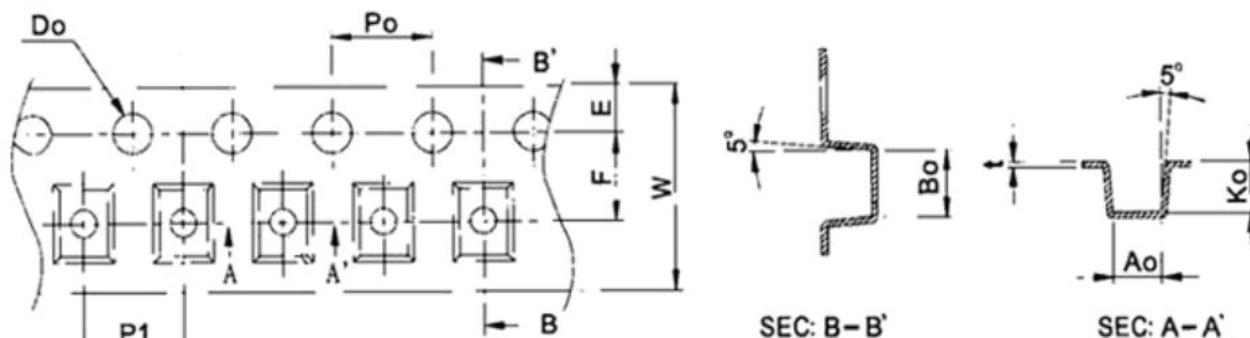
RoHS / RoHS II Compliant



5.2 x 2.1 x 1.0mm

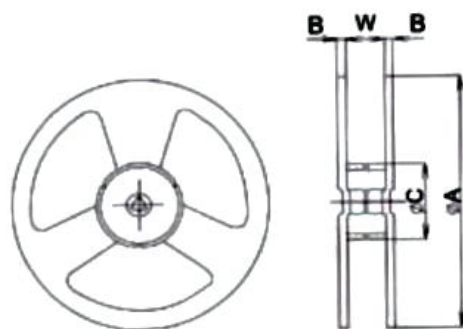
TAPE & REEL:

Packaging: 1000 or 4000 Units per reel, please specify when ordering. 1000pcs MOQ.



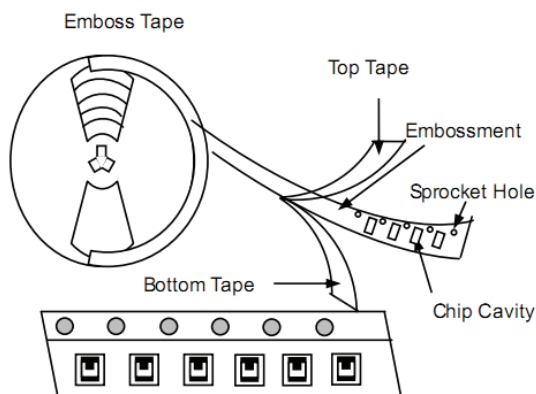
W	12.0±0.10	D0	1.50 +0.10 / - 0.0
P1	8.0±0.10	P0	4.0±0.10
E	1.75±0.10	K0	1.20±0.10
F	5.50±0.15	A0	2.35±0.10

Reel Dimensions



Type	Spec	Dimensions (mm)			
		A	W	C	B
AMCA52	13"*12mm	330±1	12.5±0.2	100±0.5	2.3±0.2

Mounting Direction of Tape on Reel



Note: The sprocket holes are to the right as the tape is pulled toward the user.

(Dimensions: mm)

ATTENTION: Abracon Corporation's products are COTS – Commercial-Off-The-Shelf products; suitable for Commercial, Industrial and, where designated, Automotive Applications. Abracon's products are not specifically designed for Military, Aviation, Aerospace, Life-dependant Medical applications or any application requiring high reliability where component failure could result in loss of life and/or property. For applications requiring high reliability and/or presenting an extreme operating environment, written consent and authorization from Abracon Corporation is required. Please contact Abracon Corporation for more information.

ABRACON IS
ISO9001:2008
CERTIFIED



ABRACON
CORPORATION

Visit www.abracon.com for Terms & Conditions of Sale **Revised: 10.28.13**

30332 Esperanza, Rancho Santa Margarita, California 92688

tel 949-546-8000 | fax 949-546-8001 | www.abracon.com

Mouser Electronics

Authorized Distributor

Click to View Pricing, Inventory, Delivery & Lifecycle Information:

ABRACON:

[AMCA52-2R540G-S1F-T](#) [AMCA52-2R540G-S1F-T4](#)