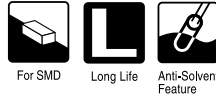



ALUMINUM ELECTROLYTIC CAPACITORS



UA series 6mmL Chip Type, Long Life Assurance



- Chip type with load life of 3000 to 5000 hours at +105°C.
- Designed for surface mounting on high density PC board.
- Compliant to the RoHS directive (2011/65/EU).

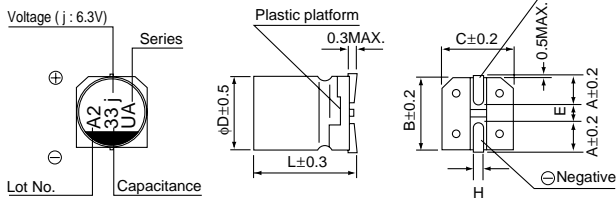


Specifications

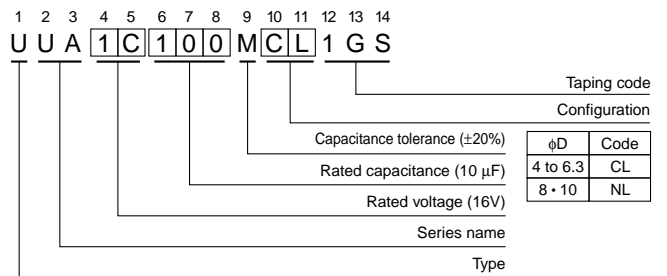
Item	Performance Characteristics					
Category Temperature Range	-55 to +105°C					
Rated Voltage Range	6.3 to 50V					
Rated Capacitance Range	0.1 to 1000μF					
Capacitance Tolerance	±20% at 120Hz, 20°C					
Leakage Current	After 2 minutes' application of rated voltage, leakage current is not more than 0.01 CV or 3 (μA) , whichever is greater.					
Tangent of loss angle (tan δ)	Measurement frequency : 120Hz at 20°C					
	Rated voltage (V)	6.3	10	16	25	35
Stability at Low Temperature	Measurement frequency : 120Hz					
	Impedance ratio	Z-25°C / Z+20°C	4	3	2	2
Endurance	The specifications listed at right shall be met when the capacitors are restored to 20°C after the rated voltage is applied for 5000 hours (3000 hours for φD = 4, 5 and 6.3) at 105°C.					
	Capacitance change	Within ±30% of the initial capacitance value				
Shelf Life	After storing the capacitors under no load at 105°C for 1000 hours and then performing voltage treatment based on JIS C 5101-4 clause 4.1 at 20°C, they shall meet the specified values for the endurance characteristics listed above.					
	tan δ	300% or less than the initial specified value				
Resistance to soldering heat	The capacitors are kept on a hot plate for 30 seconds, which is maintained at 250°C. The capacitors shall meet the characteristic requirements listed at right when they are removed from the plate and restored to 20°C.					
	Leakage current	Less than or equal to the initial specified value				
Marking	Black print on the case top.					

Chip Type

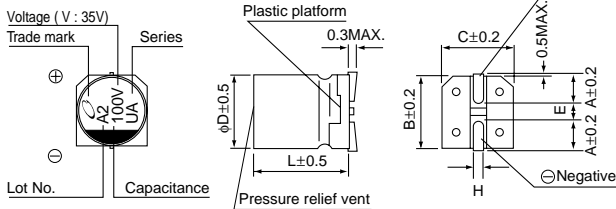
(φ4 to φ6.3)



Type numbering system (Example : 16V 10μF)



(φ8×10, φ10×10)



φD × L	(mm)					
A	4 × 5.8	5 × 5.8	6.3 × 5.8	6.3 × 7.7	8 × 10	10 × 10
B	1.8	2.1	2.4	2.4	2.9	3.2
C	4.3	5.3	6.6	6.6	8.3	10.3
E	4.3	5.3	6.6	6.6	8.3	10.3
L	1.0	1.3	2.2	2.2	3.1	4.5
H	5.8	5.8	5.8	7.7	10	10
	0.5 to 0.8	0.5 to 0.8	0.5 to 0.8	0.5 to 0.8	0.8 to 1.1	0.8 to 1.1

Voltage

V	6.3	10	16	25	35	50
Code	j	A	C	E	V	H

● Dimension table in next page.

■ Dimensions

V		6.3		10		16		25		35		50	
Cap.(μ F)	Code	0J		1A		1C		1E		1V		1H	
0.1	0R1											4×5.8	1
0.22	R22											4×5.8	2.6
0.33	R33											4×5.8	3.2
0.47	R47											4×5.8	5
1	010											4×5.8	8
2.2	2R2											4×5.8	12
3.3	3R3											4×5.8	17
4.7	4R7									4×5.8	16	5×5.8	22
10	100					4×5.8	18	5×5.8	27	5×5.8	27	6.3×5.8	32
22	220	4×5.8	22	5×5.8	30	5×5.8	30	6.3×5.8	44	6.3×5.8	44	6.3×7.7	58
33	330	5×5.8	35	5×5.8	35	6.3×5.8	48	6.3×5.8	50	6.3×7.7	57	8×10	140
47	470	5×5.8	38	6.3×5.8	50	6.3×5.8	50	6.3×7.7	63	8×10	92	8×10	170
100	101	6.3×5.8	69	6.3×7.7	81	6.3×7.7	81	8×10	116	10×10	151	10×10	310
220	221	6.3×7.7	120	8×10	141	10×10	216	10×10	320	10×10	375		
330	331	8×10	290	10×10	290	10×10	290	10×10	450				
470	471	10×10	320	10×10	320	10×10	320						
1000	102	10×10	410										

Case size
 ϕ D×L (mm) Rated ripple

Rated ripple current (mA_{RMS}) at 105°C 120Hz

● Frequency coefficient of rated ripple current

Frequency	50 Hz	120 Hz	300 Hz	1 kHz	10 kHz or more
Coefficient	0.70	1.00	1.17	1.36	1.50

- Taping specifications are given in page 23.
- Recommended land size, soldering by reflow are given in page 18, 19.
- Please refer to page 3 for the minimum order quantity.

Mouser Electronics

Authorized Distributor

Click to View Pricing, Inventory, Delivery & Lifecycle Information:

Nichicon:

[UUA1H470MNL1GS](#) [UUA1C101MCL1GS](#) [UUA1C470MCL1GS](#) [UUA1H101MNL1GS](#) [UUA1V220MCL1GS](#)
[UUA1V330MCL1GS](#) [UUA1E101MNL1GS](#) [UCB1V2R2MCL1GS](#) [UCB1VR22MCL1GS](#) [UCB1VR33MCL1GS](#)
[UCB1VR47MCL1GS](#) [UCB1V010MCL1GS](#) [UCB1V221MNL1GS](#) [UCB1V3R3MCL1GS](#) [UUA0J101MCL1GS](#)
[UUA0J102MNL1GS](#) [UUA0J220MCL1GS](#) [UUA0J221MCL1GS](#) [UUA0J330MCL1GS](#) [UUA0J331MNL1GS](#)
[UUA0J470MCL1GS](#) [UUA0J471MNL1GS](#) [UUA1A101MCL1GS](#) [UUA1A220MCL1GS](#) [UUA1A221MNL1GS](#)
[UUA1A330MCL1GS](#) [UUA1A331MNL1GS](#) [UUA1A470MCL1GS](#) [UUA1A471MNL1GS](#) [UUA1C100MCL1GS](#)
[UUA1C220MCL1GS](#) [UUA1C221MNL1GS](#) [UUA1C330MCL1GS](#) [UUA1C331MNL1GS](#) [UUA1C471MNL1GS](#)
[UUA1E100MCL1GS](#) [UUA1E220MCL1GS](#) [UUA1E221MNL1GS](#) [UUA1E330MCL1GS](#) [UUA1E470MCL1GS](#)
[UUA1H010MCL1GS](#) [UUA1H0R1MCL1GS](#) [UUA1H100MCL1GS](#) [UUA1H220MCL1GS](#) [UUA1H2R2MCL1GS](#)
[UUA1H330MNL1GS](#) [UUA1H3R3MCL1GS](#) [UUA1H4R7MCL1GS](#) [UUA1HR22MCL1GS](#) [UUA1HR33MCL1GS](#)
[UUA1HR47MCL1GS](#) [UUA1V100MCL1GS](#) [UUA1V101MNL1GS](#) [UUA1V470MNL1GS](#) [UUA1V4R7MCL1GS](#)
[UUA1V221MNL1GS](#) [UUA1E331MNL1GS](#)