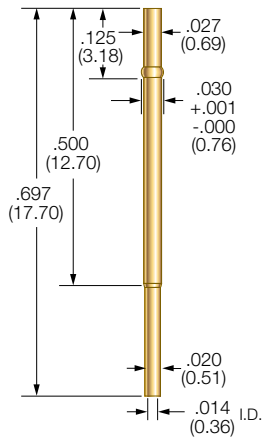


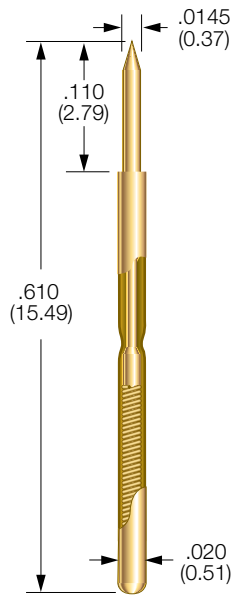
.039 Centers - Size 30 Series SS

SS-30 Probe

RSS-30 Receptacle



Drill Size: 0.75mm
Mounting Hole Size:
.028/.0295 (0.71/0.75)
Recommended Wire: 30 gage



PROBE SPECIFICATIONS

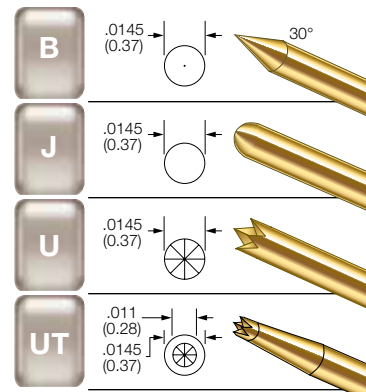
Minimum Centers: .039 (0.99)
Current Rating: 3 amps
continuous
Spring Force: 1.3 or 1.6 oz.
@ .067 (1.70) travel
Typical Resistance: < 40 mΩ
Maximum Travel: .100 (2.54)
Working Travel: .067 (1.70)

Rated Force oz. (g)	Preload oz. (g)	Material
1.3 (37)	0.5 (14)	SS
1.6 (45)	0.5 (14)	MW

MATERIALS

Barrel: Nickel/silver, preplated
gold
Spring: Stainless steel or
music wire, gold plated
Plunger: Beryllium copper,
gold plated over nickel
or Duralloy™
Receptacle: Nickel/silver,
preplated gold

BeCu PLUNGER TIPS



RECEPTACLE OPTIONS

Part Number	Style	Receptacle Length	Probe/Receptacle Combined Length	Comments
R-SS-30-CR	Crimp	0.697 (17.70)	0.807 (20.50)	—
R-SS-30-SC	Solder Cup	0.697 (17.70)	0.807 (20.50)	—
R-SS-30-PS	Preattached Wire*	0.697 (17.70)	0.807 (20.50)	30 gage, vacuum sealed

HOW TO ORDER: SPRING CONTACT PROBE

SS

SERIES

30

SIZE

B

TIP
STYLE

1.3

SPRING
FORCE

G

PLATING
OPTIONS

SPRING FORCE:
1.3 oz. @ .067 (1.70) TRAVEL
1.6 oz. @ .067 (1.70) TRAVEL

PLATING OPTIONS:
G: GOLD PLATED PLUNGER
D: DURALLOY™ PLATED PLUNGER

CRIMPING PLIERS: CPSS30
INSERTION TOOL: RTSS30

RECEPTACLE

R-SS

SERIES

30

SIZE

CR

TERMINATIONS

TERMINATIONS:
CR: CRIMP
SC: SOLDER CUP
PS: PREATTACHED WIRE*

* UNLESS OTHERWISE SPECIFIED, WIRE LENGTH 36" WITH A
1" SEMI-STRIP. 12" & 36" STANDARD.

VIEW UPDATES OF THIS INFORMATION AT WWW.IDINET.COM

Specifications subject to change without notice. Dimensions in inches (millimeters)



Mouser Electronics

Authorized Distributor

Click to View Pricing, Inventory, Delivery & Lifecycle Information:

[IDI:](#)

[RSS-30-CR](#) [R-SS-30-SC](#) [SS-30-B-1.3-D D/C](#) [SS-30-B-1.3-G D/C](#) [SS-30-B-1.6-D D/C](#) [SS-30-B-1.6-G D/C](#) [SS-30-C-1.3-D D/C](#) [SS-30-C-1.3-G D/C](#) [SS-30-C-1.6-D D/C](#) [SS-30-C-1.6-G D/C](#) [SS-30-G-1.3-D D/C](#) [SS-30-G-1.3-G D/C](#) [SS-30-G-1.6-D D/C](#) [SS-30-G-1.6-G D/C](#) [SS-30-J-1.3-D D/C](#) [SS-30-J-1.3-G D/C](#) [SS-30-J-1.6-D D/C](#) [SS-30-J-1.6-G D/C](#) [SS-30-U-1.3-D D/C](#) [SS-30-U-1.3-G D/C](#) [SS-30-U-1.6-D D/C](#) [SS-30-U-1.6-G D/C](#) [SS-30-UT-1.3-D D/C](#) [SS-30-UT-1.3-G D/C](#) [SS-30-UT-1.6-D D/C](#) [SS-30-UT-1.6-G D/C](#)