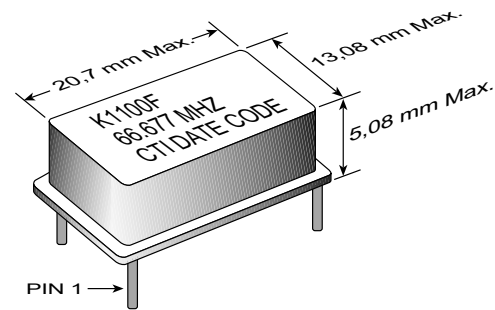


- 4-pin Package, Compatible with 14-pin DIL
- 1.5MHz to 100MHz Frequency Range
- TTL/CMOS Compatible
- Tight Symmetry (45/55%) Available
- Tri-State Option Available
- ± 100 ppm Stability Standard - K1100FC
- Tighter Stabilities Available
- ± 25 ppm Stability:- K1100FA
- ± 50 ppm Stability:- K1100FB
- Case Ground for EMI Protection

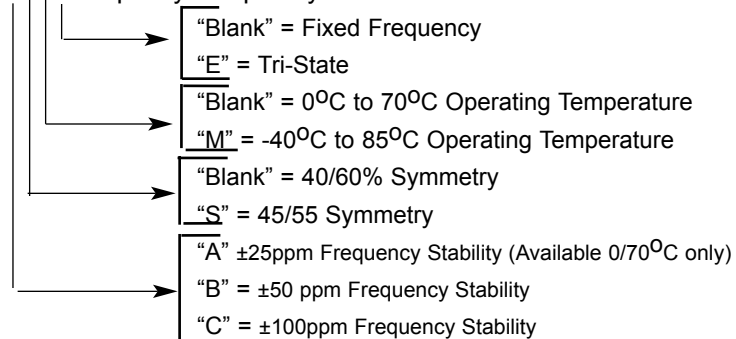


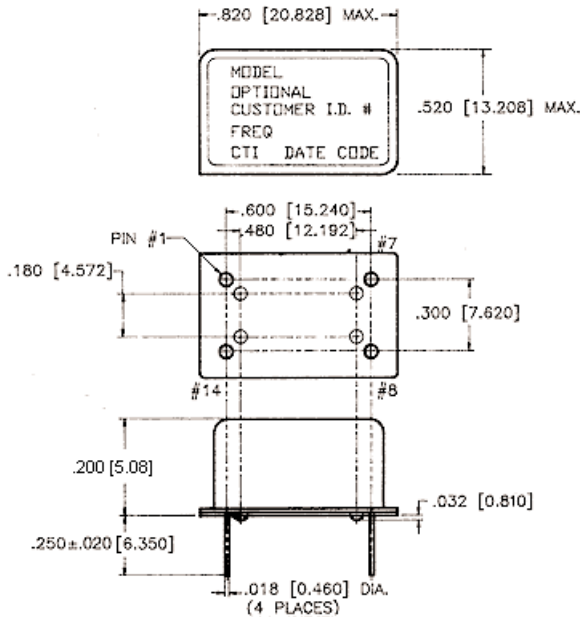
ELECTRICAL SPECIFICATIONS

MODEL	K1100FA	K1100FB	K1100FC
Frequency Range (MHz)	1.5 to 125		
Frequency Stability (ppm)	Inclusive of calibration, temperature, voltage, load, shock, vibration, aging		
Overall	Inclusive of calibration, temperature, voltage, load, shock, vibration, aging		
0°C to 70°C	± 25	± 50	± 100
-40°C to 85°C	N/A	± 50	± 100
Temperature Range (°C)	Inclusive of calibration, temperature, voltage, load, shock, vibration, aging		
Operating	-40°C to +85°C		
Storage	-55°C to +125°C		
Supply Voltage (V)	+5.0 $\pm 5\%$		
Supply Current (mA)	<70		
Output TTL/CMOS	Inclusive of calibration, temperature, voltage, load, shock, vibration, aging		
"0" Level (V_{OL})	0.9 V_{CC}		
"1" Level (V_{OH})	0.1 V_{CC}		
Load	Up to 80MHz 50pF; >80MHz 30pF		
T_R & T_F (ns)	<10		
Symmetry (%)	40/60		
Jitter (Typical)	10ps RMS @ 100MHz		
Start up Time (ms)	<10		

PART NUMBERING GUIDE

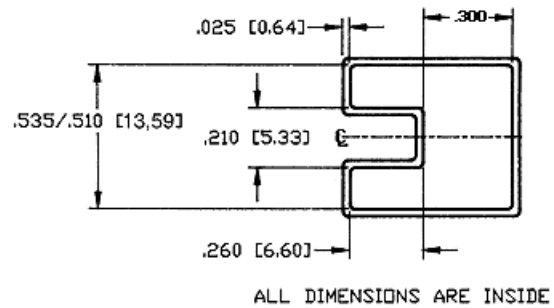
K1100FXXXX - Specify Frequency



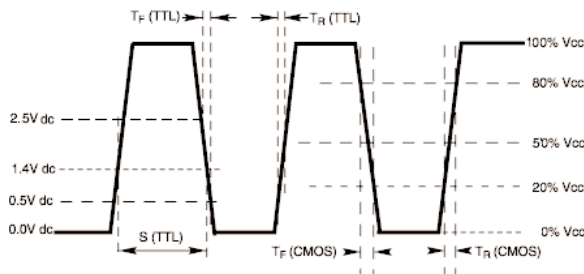


PIN	FUNCTION
1	N/C / Tri-State
2	Ground
3	Output
4	+V _{CC}

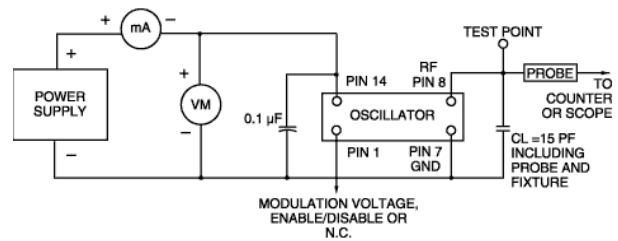
SHIPPING TUBE CROSS SECTION



OUTPUT WAVEFORM



TEST CIRCUIT DIAGRAM



MECHANICAL AND ENVIRONMENTAL SPECIFICATIONS

TEST METHODS	REFERENCE PROCEDURES	DESCRIPTION
Temperature Cycle	MIL-STD-833, Mtd 1010, Cond. B	-55°C to +125°C; Air-to-Air; 100 cycles; 10 min. dwell
Mechanical Shock	MIL-STD-883, Mtd 2002, Cond. B	1500 g's
Vibration	MIL-STD 883, Mtd 2007, Cond. B	20-2000 Hz; 0.06 inch; 15g's; 3 planes
Humidity Steady State	MIL-STD-202, Mtd 103	40°C; 90%-95% R.H.; 56 days
Thermal Shock	MIL-STD-883, Mtd 1011.7 Cond. B	100°C to 0°C; Water-to-Water; 15 cycles
Electrostatic Discharge	MIL-STD-883, Mtd 3015 Class II	2 KV to 4 KV Threshold
Solderability	MIL-STD-883, Mtd 2022.2	Solder dip; Meniscograph Criteria
Hermeticity	MIL-STD-883, Mtd 1014.8, Cond. A1	Mass spectro. 2 x 10 ⁻⁸ atmos. CC/sec He
Resistance to Soldering	MIL-STD-202, Mtd 210D, Cond. J	235°C; 30 seconds
Lead Integrity	MIL-STD-883, Mtd 2004.5, Cond. A, B1	Lead tension & bend stress
Marking Permanence	MIL-STD-883, Mtd 2015.8	Resistance to solvents
Life Test	MIL-STD-883, Mtd 1005.6	125°C, powered, 1000 hours minimum