

Wirewound Resistors, Industrial Power, Vitreous Coated, Fixed Edgewound Tubular


FEATURES

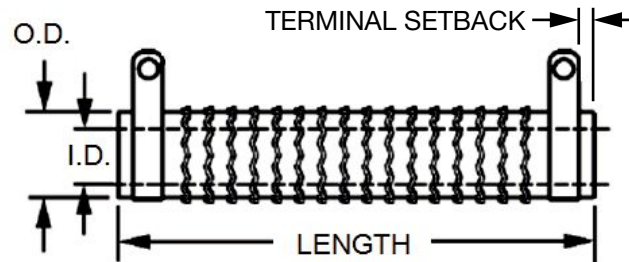
- High temperature vitreous coating
- Complete welded construction
- Excellent stability in operation (< 3 % change resistance)
- Material categorization:
For definitions of compliance please see www.vishay.com/doc?99912



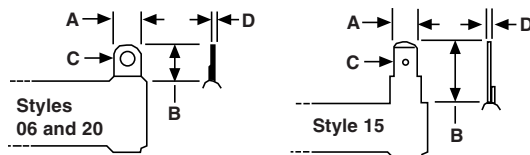
RoHS
COMPLIANT
HALOGEN
FREE
GREEN
(5-2008)

| STANDARD ELECTRICAL SPECIFICATIONS | | | | | |
|------------------------------------|------------------|---|---|--|--------------------------|
| GLOBAL MODEL | HISTORICAL MODEL | POWER RATING $P_{25\text{ }^\circ\text{C}}$ W | RESISTANCE RANGE Ω $\pm 5\%$ | RESISTANCE RANGE Ω $\pm 10\%$ | WEIGHT (typical) g |
| FVE0050 | FVE-50 | 50 | 1 to 4.1 | 0.1 to 4.1 | 18 |
| FVE0090 | FVE-90 | 90 | 1 to 14.1 | 0.1 to 14.1 | 36 |
| FVE0100 | FVE-100 | 100 | 1 to 12.2 | 0.1 to 12.2 | 41 |
| FVE0110 | FVE-110 | 110 | 1 to 15.4 | 0.1 to 15.4 | 49 |
| FVE0120 | FVE-120 | 120 | 1 to 18.4 | 0.1 to 18.4 | 54 |
| FVE0155 | FVE-155 | 155 | 1 to 22.4 | 0.1 to 22.4 | 129 |
| FVE0240 | FVE-240 | 240 | 1 to 44.75 | 0.1 to 44.75 | 186 |
| FVE0300 | FVE-300 | 300 | 1 to 62.5 | 0.1 to 62.5 | 236 |
| FVE0375 | FVE-375 | 375 | 1 to 80.5 | 0.1 to 80.5 | 286 |
| FVE0420 | FVE-420 | 420 | 1 to 92 | 0.1 to 92 | 320 |

| GLOBAL PART NUMBER INFORMATION | | | | | | | | | | | | | | | | | |
|--|-------------------------------------|------------------------------|--|-----------|---|---|--|---|---|---|---|---|---|---|---|--|--|
| Global Part Numbering example: FVE030020E15R0JE (visit www.vishay.net Vishay Dale parts numbering manual for all options) | | | | | | | | | | | | | | | | | |
| F | V | E | 0 | 3 | 0 | 0 | 2 | 0 | E | 1 | 5 | R | 0 | J | E | | |
| GLOBAL MODEL (7 digits) | TERMINAL DESIGNATION (2 digits) | TERMINAL FINISH (1 digit) | VALUE (4 digits) | | TOLERANCE (1 digit) | PACKAGING CODE (1 digit) | SPECIAL (up to 2 digits) | | | | | | | | | | |
| (See Standard Electrical Specifications Global Model column for options) | 06 15 20 | E = Lead (Pb)-free | R = Decimal 1R50 = 1.5 Ω | | J = $\pm 5\%$ K = $\pm 10\%$ | E = E01 = Lead (Pb)-free skin pack | (Dash number) From 1 to 99 as applicable 91 = 100 style BKT 92 = 200 style BKT 93 = 300 style BKT | | | | | | | | | | |
| Historical Part Number example: FVE-300-15-5 % | | | | | | | | | | | | | | | | | |
| FVE-300 | | 15 Ω | | 5 % | | | | | | | | | | | | | |
| HISTORICAL MODEL | | RESISTANCE VALUE | | TOLERANCE | | SPECIAL | | | | | | | | | | | |

DIMENSIONS in inches [millimeters]


| MODEL | DIMENSIONS in inches [millimeters] | | | | | | | |
|---------|------------------------------------|------------------|------------------|------------------|-----------------------------------|----------------------|--------------------------|---------------|
| | CORE DIMENSIONS | | | TERMINAL SETBACK | DISTANCE BETWEEN TERMINALS (REF.) | TERMINAL DESIGNATION | | BRACKET TYPES |
| | LENGTH | O.D. | I.D. | | | STANDARD | OPTIONAL (QUICK CONNECT) | |
| FVE0050 | 2.000 [50.8] | 0.750 [19.05] | 0.500 [12.70] | 0.086 [2.18] | 1.328 [33.73] | 06 | 15 | 101, 203, 301 |
| FVE0090 | 4.000 [101.6] | 0.563 [14.30] | 0.313 [7.95] | 0.094 [2.39] | 3.312 [84.12] | 06 | 15 | 101, 203, 301 |
| FVE0100 | 3.500 [88.90] | 0.750 [19.05] | 0.500 [12.70] | 0.079 [2.01] | 2.842 [72.19] | 06 | 15 | 102, 206, 303 |
| FVE0110 | 4.000 [101.6] | 0.750 [19.05] | 0.500 [12.70] | 0.125 [3.18] | 3.250 [82.55] | 06 | 15 | 102, 206, 303 |
| FVE0120 | 4.500 [114.3] | 0.750 [19.05] | 0.547 [13.89] | 0.125 [3.18] | 3.750 [95.25] | 06 | 15 | 102, 206, 303 |
| FVE0155 | 4.500 [114.3] | 1.125 [28.58] | 0.750 [19.05] | 0.282 [7.16] | 3.436 [87.27] | 20 | 15 | 103, 205, 303 |
| FVE0240 | 6.500 [165.1] | 1.125 [28.58] | 0.750 [19.05] | 0.250 [6.35] | 5.376 [136.6] | 20 | 15 | 103, 205, 303 |
| FVE0300 | 8.500 [215.9] | 1.125 [28.58] | 0.750 [19.05] | 0.267 [6.78] | 7.342 [186.5] | 20 | 15 | 103, 205, 303 |
| FVE0375 | 10.500 [266.7] | 1.125 [28.58] | 0.750 [19.05] | 0.266 [6.76] | 9.344 [237.3] | 20 | 15 | 103, 205, 303 |
| FVE0420 | 11.375 [288.9] | 1.125 [28.58] | 0.750 [19.05] | 0.266 [6.76] | 10.219 [259.6] | 20 | 15 | 103, 205, 303 |

TERMINAL DIMENSIONS


| DIMENSIONS | TERMINAL STYLE | | |
|------------------------------|------------------|------------------|------------------|
| | 06 | 15 | 20 |
| A | 0.250 [6.35] | 0.250 [6.35] | 0.375 [9.53] |
| B | 0.563 [14.29] | 0.594 [15.08] | 0.625 [15.88] |
| C (HOLE DIAMETER) | 0.166 [4.22] | 0.065 [1.65] | 0.196 [4.98] |
| D | 0.020 [0.51] | 0.031 [0.79] | 0.196 [4.98] |



MATERIAL SPECIFICATIONS

Element: Copper-nickel alloy or nickel-chrome alloy, depending on resistance value

Core: Ceramic, steatite or cordierite

Coating: Special high temperature vitreous

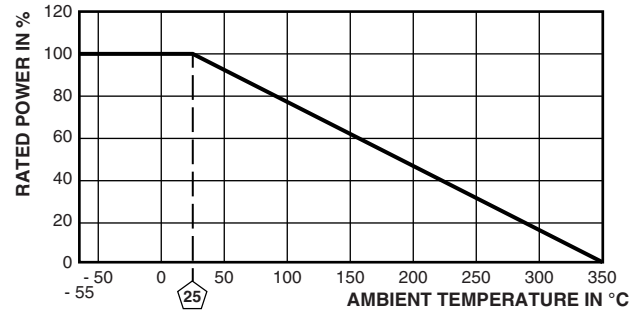
Standard Terminals: Tinned alloy 42

Optional Terminals (Quick Connect): Alloy 42

Terminal Bands: Alloy 42

Part Marking: HEI, model, wattage, value, tolerance, date code

DERATING



| TECHNICAL SPECIFICATIONS | | |
|------------------------------|-----------------|---|
| PARAMETER | UNIT | FVE RESISTOR CHARACTERISTICS |
| Temperature Coefficient | ppm/°C | ± 260 for 20 Ω and above, ± 400 for 1 Ω to 19.99 Ω, special TC's available please contact factory |
| Short Time Overload | - | 10 x rated power for 5 s |
| Dielectric Withstand Voltage | V _{AC} | 1000, from terminal to mounting hardware |
| Maximum Working Voltage | V | $(P \times R)^{1/2}$ |
| Operating Temperature Range | °C | - 55 to + 350 |



Disclaimer

ALL PRODUCT, PRODUCT SPECIFICATIONS AND DATA ARE SUBJECT TO CHANGE WITHOUT NOTICE TO IMPROVE RELIABILITY, FUNCTION OR DESIGN OR OTHERWISE.

Vishay Intertechnology, Inc., its affiliates, agents, and employees, and all persons acting on its or their behalf (collectively, "Vishay"), disclaim any and all liability for any errors, inaccuracies or incompleteness contained in any datasheet or in any other disclosure relating to any product.

Vishay makes no warranty, representation or guarantee regarding the suitability of the products for any particular purpose or the continuing production of any product. To the maximum extent permitted by applicable law, Vishay disclaims (i) any and all liability arising out of the application or use of any product, (ii) any and all liability, including without limitation special, consequential or incidental damages, and (iii) any and all implied warranties, including warranties of fitness for particular purpose, non-infringement and merchantability.

Statements regarding the suitability of products for certain types of applications are based on Vishay's knowledge of typical requirements that are often placed on Vishay products in generic applications. Such statements are not binding statements about the suitability of products for a particular application. It is the customer's responsibility to validate that a particular product with the properties described in the product specification is suitable for use in a particular application. Parameters provided in datasheets and/or specifications may vary in different applications and performance may vary over time. All operating parameters, including typical parameters, must be validated for each customer application by the customer's technical experts. Product specifications do not expand or otherwise modify Vishay's terms and conditions of purchase, including but not limited to the warranty expressed therein.

Except as expressly indicated in writing, Vishay products are not designed for use in medical, life-saving, or life-sustaining applications or for any other application in which the failure of the Vishay product could result in personal injury or death. Customers using or selling Vishay products not expressly indicated for use in such applications do so at their own risk. Please contact authorized Vishay personnel to obtain written terms and conditions regarding products designed for such applications.

No license, express or implied, by estoppel or otherwise, to any intellectual property rights is granted by this document or by any conduct of Vishay. Product names and markings noted herein may be trademarks of their respective owners.

Material Category Policy

Vishay Intertechnology, Inc. hereby certifies that all its products that are identified as RoHS-Compliant fulfill the definitions and restrictions defined under Directive 2011/65/EU of The European Parliament and of the Council of June 8, 2011 on the restriction of the use of certain hazardous substances in electrical and electronic equipment (EEE) - recast, unless otherwise specified as non-compliant.

Please note that some Vishay documentation may still make reference to RoHS Directive 2002/95/EC. We confirm that all the products identified as being compliant to Directive 2002/95/EC conform to Directive 2011/65/EU.

Vishay Intertechnology, Inc. hereby certifies that all its products that are identified as Halogen-Free follow Halogen-Free requirements as per JEDEC JS709A standards. Please note that some Vishay documentation may still make reference to the IEC 61249-2-21 definition. We confirm that all the products identified as being compliant to IEC 61249-2-21 conform to JEDEC JS709A standards.