

Fuseholder Open Design, 5 x 20 / 6.3 x 32 mm, SMD, VDE: 500 VAC, UL/CSA: 600 VAC/DC, Cover, IEC 60355-1



500 VAC · 4 W / 10 A (VDE) · 600 VAC/DC · 16 A (UL/CSA)



### Description

- Fuseholder for 500 VAC applications
- Meets the new requirements of IEC 60335-1 Ed. 4.0 for appliances in unattended use (clause 30.2.3). This includes the enhanced requirements of glow wire tests acc. to IEC 60695-2-12 and -13. Order number: 0031.8242 / 0031.8242.F1
- Fuse block accepts 5x20 or 6.3x32 fuse-links

### Standards

- IEC 60127-6
- UL 4248-1 / UL 512
- CSA C22.2 no. 39

### Approvals

- VDE Certificate Number: 40008993 (250V) + 40018378 (500V)
- UL File Number: E39328

### Applications

- Equipment with three-phase supply (400 VAC)
- Industrial electronic


### References

[Packaging Details](#)


### Weblinks

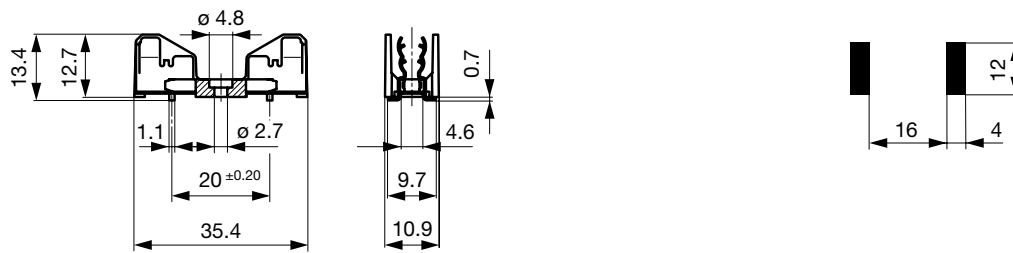
[pdf-datasheet](#), [html-datasheet](#), [General Product Information](#), [Approvals](#), [CE declaration of conformity](#), [RoHS](#), [CHINA-RoHS](#), [REACH](#), [e-Shop](#), [SCHURTER-Stock-Check](#), [Distributor-Stock-Check](#), [Accessories](#), [Detailed request for product](#)

### Technical Data

Fuse-Link	5 x 20 or 6.3 x 32 mm
Mounting	PCB
Mounting	Screw or Rivet
Terminal	Solder SMT
Rated Voltage	500VAC (VDE), 600VAC/DC (UL/CSA)
Rated current	10A (VDE), 16A (UL/CSA)
Rated Power Acceptance IEC	4 W / 10 A @ Ta 23 °C Admissible power acceptance at higher ambient temperature see derating curves
Degree of Protection	IP 00 / IP 20
Protection Class	Suitable for appliances with protection class I or II acc. to IEC 61140
Admissible Ambient Air Temp.	-40 °C to 85 °C
Climatic Category	40/085/21 acc. to IEC 60068-1
Material: Socket	Thermoplastic, black, UL 94V-0
Material: Cover	Thermoplastic black UL 94V-0
Material: Terminals	Tin-Plated Copper Alloy
Unit Weight (Socket/Cap)	3.7 g
Storage Conditions	0 °C to 60 °C, max. 70% r.h.
Product Marking	 Type, Rated voltage, Power Acc./Current Rating, Approvals

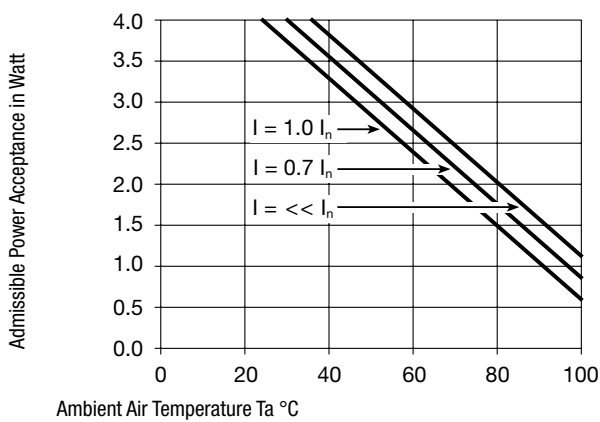
Soldering Methods	Reflow (lead-free)
Solderability	245-260 °C / max. 30 sec acc. to JEDEC J-STD-020D
Contact Resistance	< 5 mΩ at 20 mV
Dielectric Strength	> 3 kV (50 Hz; 1 min)
Impulse Withstand Voltage	> 4 kV between L-N
Insulation Resistance	> 10 MΩ between L-N (500 VDC; 1 min)
Overvoltage Category	I - III acc. to IEC 60664-1
Pollution Degree	2 acc. to IEC 60664-1
Resistance to Vibration	acc. to IEC 60068-2-6, test Fc

Dimension  35.4 mm



Solder pads

Derating Curves



All Variants

Holder	Material	Reflow Condition	Remark	Order Number
•	Thermoplastic	acc. to JEDEC J-STD-020D, Tp=245 +0/-5 °C, tp = max. 30 s	-	0031.8241
•	Spec. Thermoplastic 2	acc. to JEDEC J-STD-020D, Tp=260 +0/-5 °C, tp = max. 30 s	Approvals pending	0031.8242

Most Popular.

Availability for all products can be searched real-time: <http://www.schurter.com/en/Stock-Check/Stock-Check-SCHURTER>

Spec. thermoplastic meets the new requirements of IEC 60335-1 for appliances in unattended use (clause 30.2.3). This standard includes the enhanced requirements of glow wire tests acc. to IEC 60695-2-12 and -13.

Packaging Unit xxx.xxxx.F1 Bar Packaging (20x50 pcs.)

Accessories

Description



Cover for OGD, OGD-SMD  
Cover for Holder OGD, OGD-SMD