








325/326 Series Lead-Free 3AB, Slo-Blo® Fuse



Agency Approvals

Agency	Agency File Number	Ampere Range
	E10480	250mA - 10A
	E10480	12A - 30A
	LR 29862	250mA - 30A
	NBK 030805- E10480A-F/ NBK 260106- JP1021A/B	1A - 30A
	SU05001-5010 SU05001-5011 SU05001-5012 SU05001-7005	2.5A - 3.2A/ 7A - 20A
	J5023975201	*12A/*15A/*20A
		10mA - 30A

* Approved for cartridge version only

Description

The 3AB Slo-Blo® Fuse with ceramic body construction permits higher interrupting ratings and voltage ratings. Ideal for applications where high current loads are expected.

Features

- In accordance with UL Standard 248-14
- Available in cartridge and axial lead format and with various forming dimensions
- RoHS compliant and Lead-free

Applications

Used as supplementary protection in appliance or utilization equipment to provide individual protection for components or internal circuits.

Electrical Characteristics for Series

% of Ampere Rating	Ampere Rating	Opening Time
100%	100mA – 30A	4 hours, Minimum
135%	100mA – 30A	1 hour, Maximum
200%	100mA – 3.2A	5 sec., Min., 30 sec., Max.
	4A – 30A	5 sec., Min., 60 sec., Max.

Additional Information



Datasheet
325 Series



Resources
325 Series



Samples
325 Series



Datasheet
326 Series










Resources
326 Series



Samples
326 Series

Electrical Characteristic Specifications by Item

Amp Code	Ampere Rating (A)	Voltage Rating (V)	Interrupting Rating	Nominal Cold Resistance (Ohms)	Nominal Melting I ² t (A ² sec)	Agency Approvals							
													
.010	0.01	250	100A@250Vac	3324.8000	0.00148						x		
.031	0.031	250		332.5000	0.0110						x		
.062	0.062	250		91.7000	0.0276						x		
.100	0.1	250		33.5500	0.0870						x		
.125	0.125	250		22.4500	0.100						x		
.150	0.15	250		15.4500	0.143						x		
.175	0.175	250		8.9200	0.220						x		
.187	0.187	250		7.7250	0.230						x		
.200	0.2	250		6.7700	0.213						x		
.250	0.25	250		4.4300	0.432				x	x	x		
.300	0.3	250	3.2200	0.690				x	x	x			
.375	0.375	250	2.1550	1.20				x	x	x			
.400	0.4	250	1.9350	1.33				x	x	x			
.500	0.5	250	1.3000	2.50				x	x	x			
.600	0.6	250	0.9495	3.90				x	x	x			
.700	0.7	250	0.7215	6.42				x	x	x			
.750	0.75	250	0.6410	7.00				x	x	x			
.800	0.8	250	100A@250Vac 10KA@125Vac 10KA@125Vdc	0.5725	8.20			x	x	x			
001.	1	250		0.3890	16.3	x		x	x	x			
01.2	1.2	250		0.2860	22.0	x		x	x	x			
1.25	1.25	250		0.2680	24.0	x		x	x	x			
01.5	1.5	250		0.1975	40.1	x		x	x	x			
01.6	1.6	250		0.1760	45.0	x		x	x	x			
002.	2	250		0.1210	80.0	x		x	x	x			
02.5	2.5	250		0.0835	136.0	x		x	x	x		x	
02.8	2.8	250		0.0695	170.0	x		x	x	x		x	
003.	3	250		0.0605	200.0	x		x	x	x		x	
03.2	3.2	250	100A@250Vac 10KA@125Vac	0.0539	214.0	x		x	x	x		x	
004.	4	250	400A@250Vac 10KA@125Vac	0.0761	9.71	x		x	x	x			
005.	5	250		0.0522	25.0	x		x	x	x			
6.25	6.25	250		0.0346	60.4	x		x	x	x			
007.	7	250		0.0227	47.3	x		x	x	x		x	
008.	8	250		0.0193	67.1	x		x	x	x		x	
010.	10	250		0.0132	137	x		x	x	x		x	
012.	12	250	400A@250Vac 10KA@125Vac 600A@125Vdc	0.0067	129	x	x	x		x	x***	x	
012.*	12	250	1500A@250Vac	0.0011	445		x	x		x			
015.	15	250	400A@250Vac 10KA@125Vac 600A@125Vdc	0.0050	245	x	x	x		x	x***	x	
015.*	15	250	1500A@250Vac	0.0083	760		x	x		x			
020.	20	250	400A@250Vac 10KA@125Vac 600A@125Vdc	0.0034	575	x	x	x		x	x***	x	
020.*	20	250	1500A@250Vac	0.0042	2500		x	x		x			
025.**	25	250	1500A@250Vac	0.0032	4682		x			x			
025.	25	250	400A@250Vac 10KA@60Vdc	0.0024	1030	x	x	x		x			
030.	30	250	600A@125Vdc	0.0019	1690	x	x	x		x			

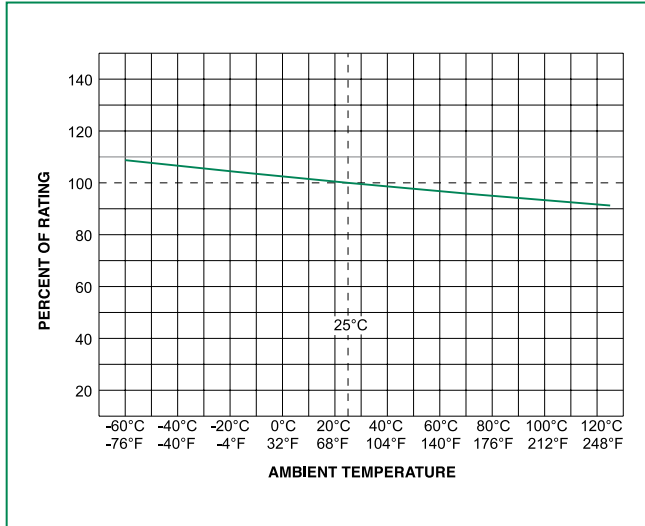
*Higher I²t version available. Please add suffix "D" to part numbers. For instance, 0325020.MXDP, 0326020.MXDP

I²t test at 10x rated current.

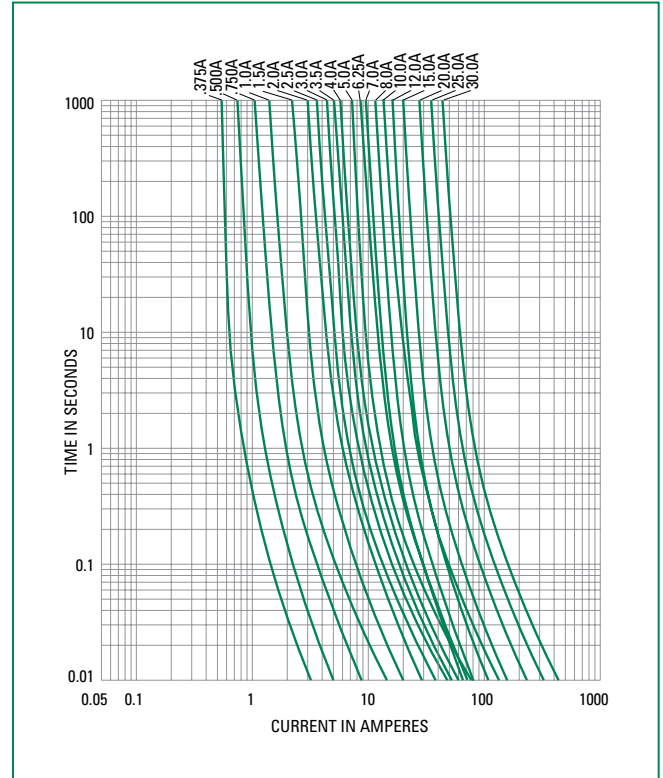
**Higher I²t version available. Please add suffix "W" to part numbers. For instance, 0325025.MXWP

***Approved for cartridge versions only, and interrupting rating is 400A@125Vac and 400A@250Vac

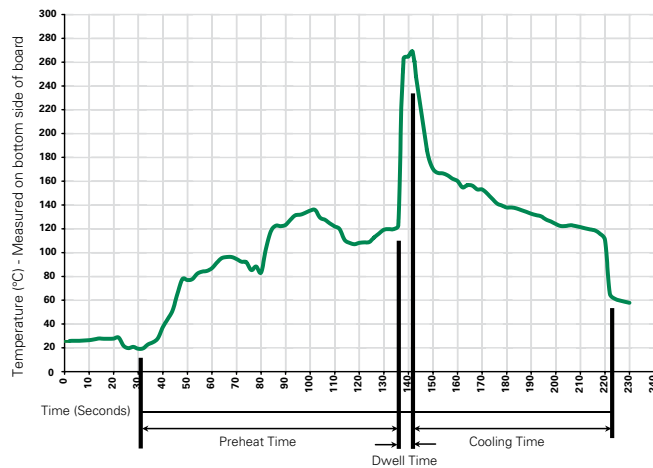
Temperature Derating Curve



Average Time Current Curves



Soldering Parameters - Wave Soldering



Recommended Process Parameters:

Wave Parameter	Lead-Free Recommendation
Preheat:	
(Depends on Flux Activation Temperature)	(Typical Industry Recommendation)
Temperature Minimum:	100° C
Temperature Maximum:	150° C
Preheat Time:	60-180 seconds
Solder Pot Temperature:	260° C Maximum
Solder Dwell Time:	2-5 seconds

Recommended Hand-Solder Parameters:

Solder Iron Temperature: 350° C +/- 5° C
 Heating Time: 5 seconds max.

Note: These devices are not recommended for IR or Convection Reflow process.

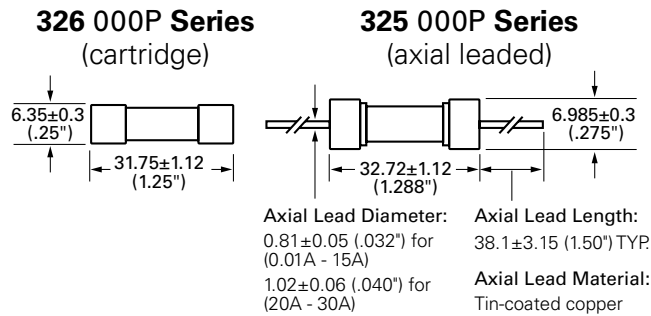
Product Characteristics

Materials	Body: Ceramic Cap: Nickel-plated brass Leads: Tin-plated Copper
Terminal Strength	MIL-STD-202G, Method 211A, Test Condition A
Solderability	Reference IEC 60127 Second Edition 2003-01 Annex A
Product Marking	Cap1: Brand logo, current and voltage ratings Cap2: Series and agency approval marks

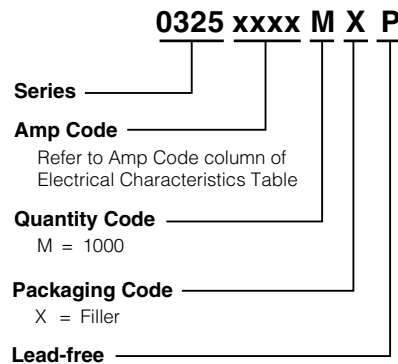
Operating Temperature	-55°C to +125°C
Thermal Shock	MIL-STD-202G, Method 107G, Test Condition B:(5 cycles - 65°C to 125°C)
Vibration:	MIL-STD-202G, Method 201A
Humidity	MIL-STD-202G, Method 103B, Test Condition A: High RH (95%) and Elevated temperature(40°C) for 240 hours
Salt Spray	MIL-STD-202G, Method 101D, Test Condition B

Dimensions

Measurements displayed in millimeters (inches)



Part Numbering System



Packaging

Packaging Option	Packaging Specification	Quantity	Quantity & Packaging Code	Taping Width
325 Series				
Bulk	N/A	5	VX	N/A
Bulk	N/A	100	HX	N/A
Bulk	N/A	1000	MX	N/A
Bulk	N/A	1000	MX52	N/A
Bulk	N/A	1000	MX52L	N/A
Bulk	N/A	1000	MXD	N/A
Bulk	N/A	1000	MXF31	N/A
Bulk	N/A	1000	MXW	N/A
326 Series				
Bulk	N/A	5	VX	N/A
Bulk	N/A	100	HX	N/A
Bulk	N/A	1000	MX	N/A
Bulk	N/A	1000	MXCC	N/A
Bulk	N/A	1000	MXD	N/A

Mouser Electronics

Authorized Distributor

Click to View Pricing, Inventory, Delivery & Lifecycle Information:

Littelfuse:

[0325.031HXP](#) [0325002.MXP](#) [0325.100MXP](#) [0325.150MXP](#) [032501.2HXP](#) [0325.375MXP](#) [0325003.HXP](#)
[0325.750MXP](#) [0325.031MXP](#) [032503.2MXP](#) [0325.700HXP](#) [032502.5HXP](#) [0325.010HXP](#) [0325.187MXP](#)
[0325.600MXP](#) [032501.6HXP](#) [0325015.HXP](#) [032503.2HXP](#) [0325004.HXP](#) [0325004.MXP](#) [0325012.MXP](#)
[0325012.HXP](#) [0325015.MXP](#) [0325.250MXP](#) [0325008.MXP](#) [0325.250HXP](#) [0325025.MXP](#) [0325003.MXP](#)
[0325.062HXP](#) [0325.800HXP](#) [0325020.HXP](#) [0325.187HXP](#) [032501.5HXP](#) [0325025.HXP](#) [0325008.HXP](#)
[0325.600HXP](#) [0325010.MXP](#) [0325.800MXP](#) [0325.400MXP](#) [0325030.MXP](#) [0325020.MXDP](#) [0325.400HXP](#)
[0325.100HXP](#) [032502.8HXP](#) [0325.500MXP](#) [0325.125MXP](#) [0325001.HXP](#) [0325005.MXP](#) [032502.8MXP](#)
[03251.25MXP](#) [0325.062MXP](#) [0325.500HXP](#) [03256.25MXP](#) [0325.300MXP](#) [032501.5MXP](#) [03251.25HXP](#)
[0325.010MXP](#) [032502.5MXP](#) [0325.700MXP](#) [032501.2MXP](#) [0325.750HXP](#) [0325.200MXP](#) [0325.300HXP](#)
[0325005.HXP](#) [0325.175HXP](#) [03256.25HXP](#) [0325002.HXP](#) [0325.150HXP](#) [0325.125HXP](#) [0325007.MXP](#)
[0325007.HXP](#) [0325.375HXP](#) [032501.6MXP](#) [0325020.MXP](#) [0325.175MXP](#) [0325.200HXP](#) [0325010.HXP](#)
[0325030.HXP](#) [0325001.MXP](#) [0325012.MXSSP](#) [0325015.MXSSP](#) [0325015.MXDP](#) [0325012.MXDP](#) [0326012.MXCCP](#)
[0326020.MXDP](#)