

## 59630 Float Sensor Features and Benefits



### Features

- Sensor with integral float magnet attached
- Sensor operates when float rises from end stop position
- Choice of contacts
- Choice of connector
- Customer defined cable length

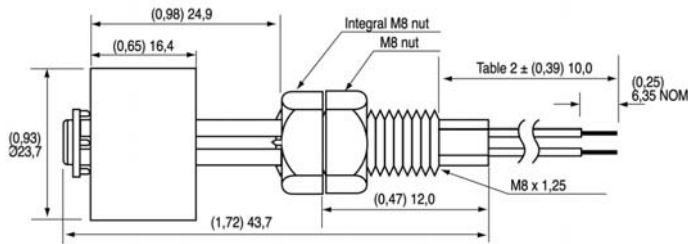
### Benefits

- No standby power required
- Hermetically sealed, magnetically operated contacts continue to operate long after optical and other technologies fail due to contamination
- Simple installation with M8 thread and nut

### Applications

- Liquid level control
- Air conditioning systems
- Industrial Process Control

### DIMENSIONS (in) mm



SCHEMATICS	Switch Type
	1 & 2
	3
	4

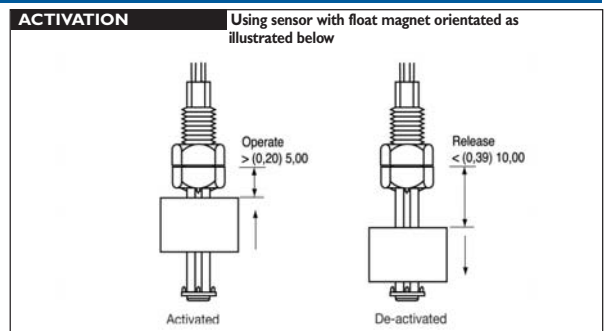
### CUSTOMER OPTIONS - Switching Specifications

TABLE I			Normally Open	Normally Open High Voltage	Change Over	Normally Closed
Contact Type			1	2	3	4
Switch Type						
Power	Power	Watt - max.	10	10	5	10
	Switching	Vdc - max.	200	300	175	200
Voltage	Breakdown	Vdc - min.	250	450	200	250
	Switching	A - max.	0.5	0.5	0.25	0.5
Current	Carry	A - max.	1.2	1.5	1.5	1.2
	Resistance	Contact, Initial	Ω - max.	0.2	0.2	0.2
Resistance	Insulation	Ω - min.	10 <sup>10</sup>	10 <sup>10</sup>	10 <sup>7</sup>	10 <sup>10</sup>
	Capacitance	Contact	pF - typ.	0.3	0.2	0.3
Temperature	Operating	°C	-40 to +105	-20 to +105	-40 to +105	-40 to +105
	Storage	°C	-50 to +105	-50 to +105	-50 to +105	-50 to +105
Time	Operate	ms - max.	1.0	1.0	3.0	1.0
	Release	ms - max.	1.0	1.0	3.0	1.0
Shock	11ms 1/2 sine	G - max.	100	100	50	100
Vibration	50-2000 Hz	G - max.	30	30	30	30

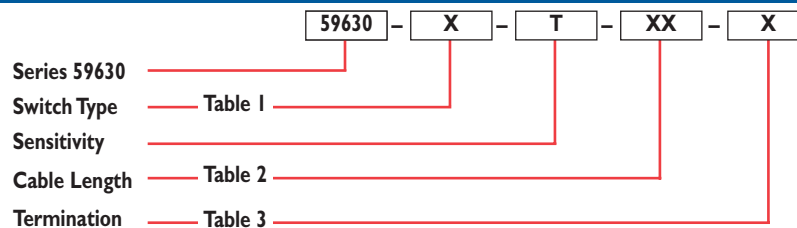
### CUSTOMER OPTIONS - Cable Length and Termination Specification

TABLE 2	
<b>Cable Type:-</b> 24 AWG 7/32 PVC 105°C UL1430/UL1569	
Standard Lengths	
SELECT OPTION	CABLE LENGTH (in) mm
01	(3,94) 100
02	(11,81) 300
03	(19,69) 500
04	(29,53) 750
05	(39,37) 1000

TABLE 3		
Termination Options:-		
SELECT OPTION	DESCRIPTION (2 WIRE VERSIONS ILLUSTRATED)	
A or F	Tinned or untinned leads	
C	6.35mm fastons	
D	AMP MTE 2.54mm pitch	
E	JST XHP 2.5mm pitch	



### ORDERING INFORMATION



**Hamlin USA** Tel: +1 920 648 3000 • Fax: +1 920 648 3001 • Email: sales.us@hamlin.com  
**Hamlin UK** Tel: +44 (0)1379 649700 • Fax: +44 (0)1379 649702 • Email: sales.uk@hamlin.com  
**Hamlin Germany** Tel: +49 (0) 6181 953660 • Fax: +49 (0) 6181 953666 • Email: sales.de@hamlin.com  
**Hamlectrol France** Tel: +33 (0) 1 4687 0202 • Fax: +33 (0) 1 4686 6786 • Email: sales.fr@hamlin.com

DETAILS PROVIDED ON THIS DATA SHEET ARE PROVIDED FOR INFORMATION PURPOSES ONLY AND SHOULD NOT BE RELIED UPON AS BEING ACCURATE FOR ANY PARTICULAR PURPOSE. Product performance may be affected by the application to which the product is put. Upon request, HAMLIN will assist purchasers by providing information specific to any particular application. HAMLIN disclaims any and all liability whatsoever for any purchaser's reliance upon the information contained on this data sheet without further consultation with authorised representatives of HAMLIN.