

## HE3300 S.I.L Relay Features and Benefits



### Features

- Miniature single in line package
- Available with 5V, 12V or 24V coil options as standard
- High voltage switching version
- Normally open and change over contact configurations available
- External magnetic shield option

### Benefits

- Single in line configuration allows high packing densities, minimizing space and cost
- Lower power coil consumption than competing electromechanical devices
- Hermetically sealed switching contact is immune to its environment
- Transfer molded package gives maximum component protection

### Applications

- Security
- Telecom
- Process Control
- Automatic Test Equipment
- Instrumentation

## DIMENSIONS (in) mm

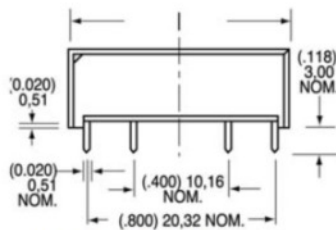


Figure 1 HE3321A, HE3351A

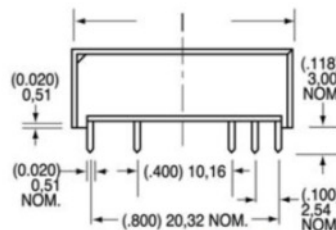


Figure 2 HE3321C

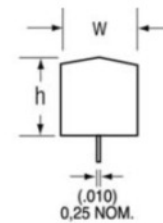
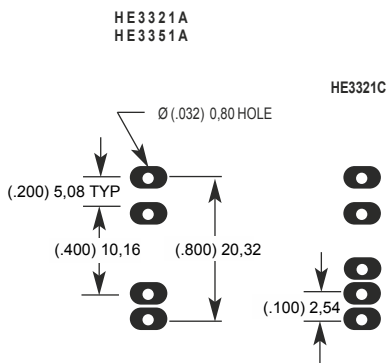


Figure 3 HE3300 (All)

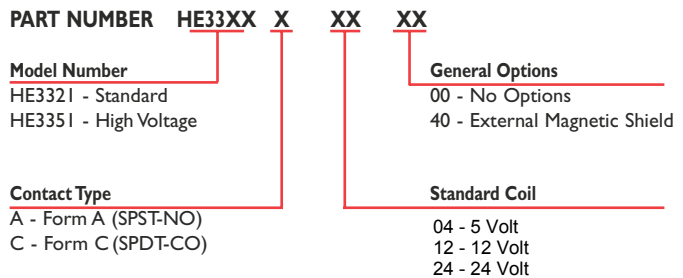
Table 1

Relay Type	Body Type	l	w	h
HE3300	Transfer Molded External Shield	(.950) 24,13 (.980) 24,90	(.276) 7,00 (.299) 7,60	(.291) 7,40 (.307) 7,80

## HE3300 PCB LAYOUT (Bottom View)



## ORDERING INFORMATION



Example: The HE3321A0440 is a 1 Form A with a 5 Volt coil and external magnetic shield.

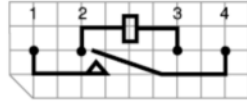
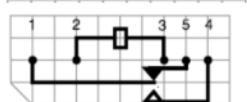

See next page for: Electrical, Operating and Coil Characteristics

Hamlin USA Tel: +1 920 648 3000 • Fax: +1 920 648 3001 • Email: sales.us@hamlin.com  
 Hamlin Europe Tel: +44 (0)1603 257700 • Fax: +44 (0)1603 257702 • Email: sales.uk@hamlin.com  
 Hamlin China Tel: +86 (0) 512 69365 800 • Fax: +86 (0) 512 69365 811 • Email: sales.cn@hamlin.com

**TABLE 2** HE3300 Series Recognized File #E47258  **Electrical and Operating Characteristics @ 25 °C**

Column Number			1	2	3
Contact Type			Form A SPST-NO Standard	Form A SPST-NO High Voltage	Form C SPST-CO Standard
Relay Types			HE3321A	HE3351A	HE3321C
CONTACT RATINGS Contact Hamlin for specific load/life details	Power, Switching Voltage, Switching Current, Switching Current, Carry	Watt - max. Vdc - max. A - max. A - max.	10 200 0.5 1.2	10 300 0.5 1.5	5 175 0.25 1.5
VOLTAGE HOLD-OFF	Across Open Contacts Contacts to Coil	Vdc - min. Vac - min.	250 2500	450 2500	200 2500
RESISTANCE	Contact, Initial Insulation Across Open Contacts Insulation Between Isolated Terminals	$\Omega$ - max. $\Omega$ - min. $\Omega$ - min.	0.150 $10^{10}$ $10^{10}$	0.150 $10^{10}$ $10^{10}$	0.200 $10^{10}$ $10^{10}$
TIMING	Operate Time Release Time	ms - max. ms - max.	1.0 1.0	1.0 1.0	3.0 3.0
ENVIRONMENTAL	Temperature, Operating Temperature, Storage Vibration Resistance Shock Resistance	$^{\circ}$ C $^{\circ}$ C G - max. 10-2000 Hz. G - max. 11 ms 1/2 sine	-40 to +85 -40 to +105 20 50	-20 to +85 -40 to +105 20 50	-40 to +85 -40 to +105 20 50

**TABLE 3** HE3300 Series Relay **Coil Characteristics @ 25 °C**

Contact Form & Type	Electrical & Operating Characteristics	Dimensions	Part Number	Nominal Coil Voltage Vdc	Coil Resistance $\pm 10\%$ Ohms	Must Operate Vdc	Must Release Vdc	Maximum Coil Voltage Vdc	Top View 2.54 mm, 0.1 in Grid Dot on Case: Pin 1 Numbers not printed on case.
1A SPST-NO	See Table 2 Column 1	See Figure 1	HE3321A0400	5	500	3.75	0.5	22	
			HE3321A1200	12	500	9.0	1.0	22	
			HE3321A2400	24	2000	18.0	2.0	44	
1C SPDT-CO	See Table 2 Column 3	See Figure 2	HE3321C0500	5	125	3.75	0.5	11	
			HE3321C1200	12	500	9.0	1.0	22	
			HE3321C2400	24	2000	18.0	2.0	44	
1A SPST-NO High Voltage	See Table 2 Column 2	See Figure 1	HE3351A0500	5	125	3.75	0.5	11	
			HE3351A1200	12	500	9.0	1.0	22	
			HE3351A2400	24	2000	18.0	2.0	44	

**Hamlin USA** Tel: +1 920 648 3000 • Fax: +1 920 648 3001 • Email: sales.us@hamlin.com  
**Hamlin Europe** Tel: +44 (0)1603 257700 • Fax: +44 (0)1603 257702 • Email: sales.uk@hamlin.com  
**Hamlin China** Tel: +86 (0) 512 69365 800 • Fax: +86 (0) 512 69365 811 • Email: sales.cn@hamlin.com

# Mouser Electronics

Authorized Distributor

Click to View Pricing, Inventory, Delivery & Lifecycle Information:

[Hamlin:](#)

[HE3321C2400](#) [HE3321A0400](#) [HE3351A2400](#) [HE3351A0500](#) [HE3321C1200](#) [HE3321A1200](#) [HE3321A2400](#)  
[HE3321C0500](#)