



Series 8XXX Collet Elevator Sockets on .300 [7.62] and .600 [15.24] Centers

FEATURES:

- Ideal for elevating devices (displays, switches, etc.) to desired level with .240 to 1.250 [6.10 to 31.75] height extension.

SPECIFICATIONS:

- Standard socket body spacer are black UL 94V-0 Glass Filled 4/6 Nylon.
- Pin body is Brass Alloy 360 1/2 hard per UNS C36000 ASTM-B16-00.
- Pin body plating is either 10 μ [.25 μ m] min. Gold per MIL-G-45204 or 200 μ [5.08 μ m] min. 93/7 Tin/Lead per ASTM B545 or 200 μ [5.08 μ m] min. Tin per ASTM B545 Type 1 over 100 μ [2.54 μ m] min. Nickel per SAE-AMS-QQ-N-290.
- 4-fingered collet contact is Beryllium Copper Alloy per UNS C17200 ASTM-B194-01.
- Contact plating is 30 μ [.76 μ m] min. Gold per MIL-G-45204 over 50 μ [1.27 μ m] min. Nickel per SAE-AMS-QQ-N-290.
- Contact current rating=3 Amps.
- Operating temperature= -67°F to 221°F [-55°C to 105°C].
- Insertion Force=180 grams/pin; Withdrawal Force=90 grams/pin; Normal Force=140 grams/pin; based on a .018 [.46] diameter test lead.
- Accepts leads .015-.025 [.38-.64] in diameter, .110-.150 [2.79-3.81] long.

MOUNTING CONSIDERATIONS:

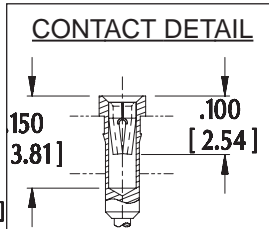
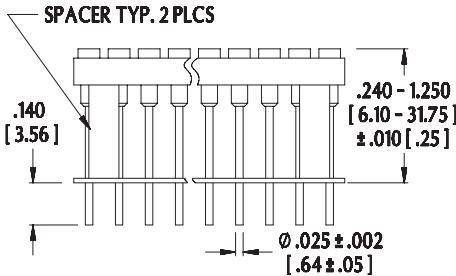
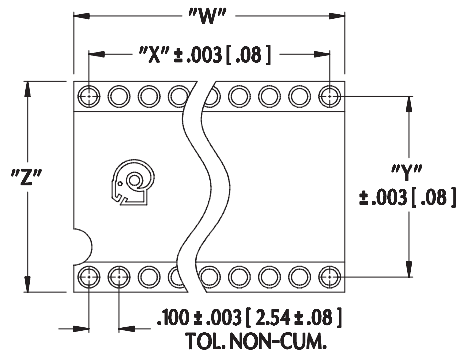
- Suggested PCB hole size=.035 \pm .002 [.89 \pm .05] dia.

ALL DIMENSIONS: INCHES [MILLIMETERS]

All tolerances \pm .005 [.13] unless otherwise specified

"W"=NO. OF PINS PER ROW X .100 [2.54]

"X"=(NO. OF PINS PER ROW - 1) X .100 [2.54]



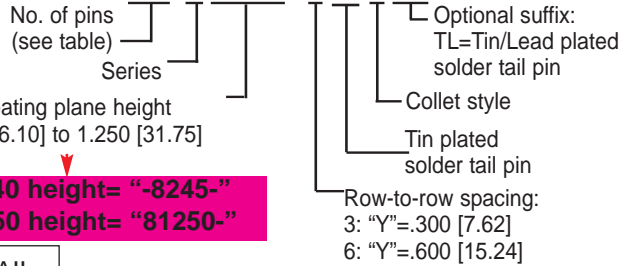
Centers "Y"	Dim "Z"	Body Style	Available Sizes
.300 [7.62]	.400 [10.16]	C	6 thru 20
		B	22 thru 40
.600 [15.24]	.700 [17.78]	C	6 thru 40
		B	42 thru 48



Note: Aries specializes in custom design and production. In addition to the standard products shown on this page, special materials, platings, sizes, and configurations can be furnished, depending on quantities. Aries reserves the right to change product specifications without notice.

ORDERING INFORMATION

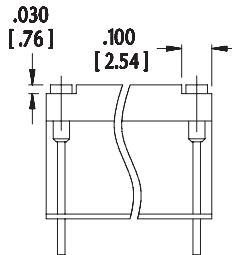
XX-8XXXX-X10CXX



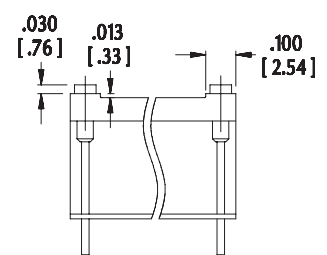
ex: .240 height= "-8245-"
1.250 height= "81250-"

Consult Data Sheet No. 13007 for collet elevator sockets on .200 [5.08] centers.

Consult Data Sheet No. 13006 for elevator sockets with bifurcated contacts.



BODY STYLE B



BODY STYLE C



http://www.arieselec.com • info@arieselec.com

NORTH AMERICA
Frenchtown, NJ USA
TEL: (908) 996-6841
FAX: (908) 996-3891



EUROPE
TEL: +44 870 240 0249
FAX: +44 871 919 6033
europe@arieselec.com



13008
REV.E