







### 312/318 Series Lead-Free 3AG, Fast-Acting Fuse



#### Agency Approvals

Agency	Agency File Number	Ampere Range
	E10480 AU1410	312 Series: 62mA - 10A 318 Series: 62mA - 10A 312 Series: 12A - 30A
	LR 29862	312 Series: 62mA - 30A 318 Series: 62mA - 10A
	NBK040205- E10480B/F	312/318 Series: 1A - 10A
	E10480	318 Series: 12A - 30A
	SU05001- 5005/5006/6005/6008	312/318 Series: 1A/ 1.25A / 1.6A/ 2A - 10A
		312 Series: 62mA - 10A 318 Series: 62mA - 10A

#### Description

The 3AG Fast-Acting Fuse solves a broad range of application requirements while offering reliable performance and cost-effective circuit protection.

#### Features

- In accordance with UL Standard 248-14
- Available in cartridge and axial lead format and with various forming dimensions
- RoHS compliant and Lead-free

#### Applications

Used as supplementary protection in appliance or utilization equipment to provide individual protection for components or internal circuits.

#### Electrical Characteristics for Series

% of Ampere Rating	Ampere Rating	Opening Time
100%	62mA – 35A	4 hours, Minimum
135%	62mA – 35A	1 hour, Maximum
200%	10mA – 10A	5 sec., Maximum
	12A – 30A	10 sec., Maximum
	35A	20 sec., Maximum

#### Additional Information



**Datasheet**  
312 Series



**Resources**  
312 Series



**Samples**  
312 Series



**Datasheet**  
318 Series



**Resources**  
318 Series



**Samples**  
318 Series

### Electrical Characteristic Specifications by Item

Amp Code	Ampere Rating (A)	Voltage Rating (V)	Interrupting Rating	Nominal Cold Resistance (Ohms)	Nominal Melting I <sup>2</sup> t (A <sup>2</sup> sec)	Agency Approvals					
						UL	cRU <sub>US</sub>	K	PS E	SF	CE
.062	0.062	250	35A@250Vac 10KA@125Vac	24.7000	0.000249	x				x	x
.100	0.1	250		11.2800	0.00102	x				x	x
.125	0.125	250		7.1450	0.00289	x				x	x
.150	0.15	250		5.1300	0.00550	x				x	x
.175	0.175	250		3.8750	0.00960	x				x	x
.187	0.187	250		3.4200	0.0128	x				x	x
.200	0.2	250		3.0200	0.0165	x				x	x
.250	0.25	250		2.0100	0.0355	x				x	x
.300	0.3	250		1.4050	0.0689	x				x	x
.375	0.375	250		0.8250	0.185	x				x	x
.500	0.5	250		0.4980	0.483	x				x	x
.600	.6	250		0.3620	0.880	x				x	x
.750	0.75	250		0.2445	1.84	x				x	x
001.	1	250		0.1900	0.760	x			x	x	x
1.25	1.25	250	100A@250Vac 10KA@125Vac	0.1385	1.45	x		x	x	x	x
01.5	1.5	250		0.1036	2.35	x			x	x	x
01.6	1.6	250		0.0934	2.80	x		x	x	x	x
1.75	1.75	250		0.0856	3.60	x			x	x	x
01.8	1.8	250		0.0825	3.85	x			x	x	x
002.	2	250		0.0704	5.20	x			x	x	x
2.25	2.25	250		0.0594	7.20	x			x	x	x
02.5	2.5	250		0.0513	9.54	x			x	x	x
003.	3	250		0.0427	14.0	x			x	x	x
004.	4	250		200A@250Vac 10KA@125Vac	0.0293	28.5	x			x	x
005.	5	250	0.0224		50.0	x			x	x	x
006.	6	250	0.0178		118.0	x			x	x	x
007.	7	250	0.0146		118.0	x			x	x	x
008.	8	250	0.0122		166.0	x			x	x	x
010.	10	250	0.0093		298.0	x			x	x	x
012.*	12	32	300A@32 Vac	0.0072	234.6	x			x**		
015.*	15	32		0.0052	490.5	x			x**		
020.*	20	32		0.0035	1029	x			x**		
025.*	25	32		0.0024	2041	x			x**		
030.*	30	32		0.0019	3717	x			x**		
035.	35	32		0.0013	7531						

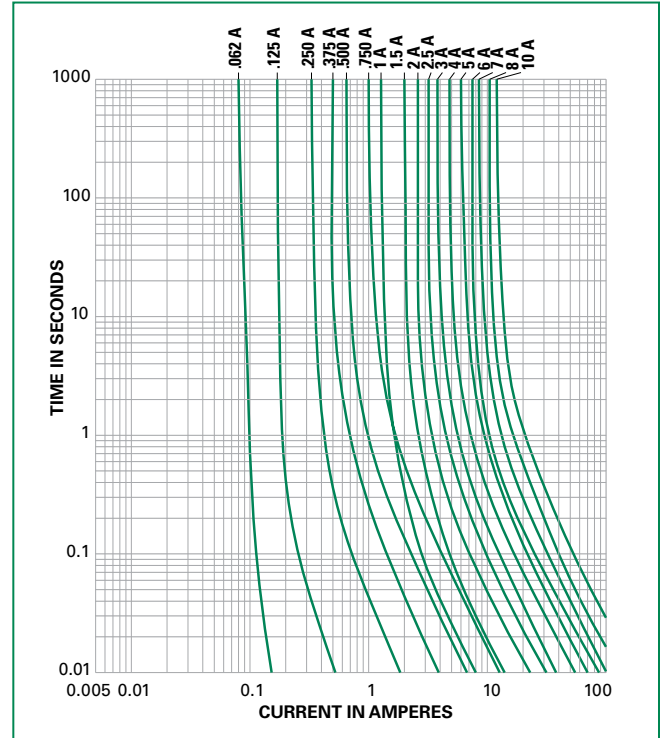
NOTES:

\*\* For 318 Series 12A to 30A, the agency approval is only cURus.

### Temperature Derating Curve

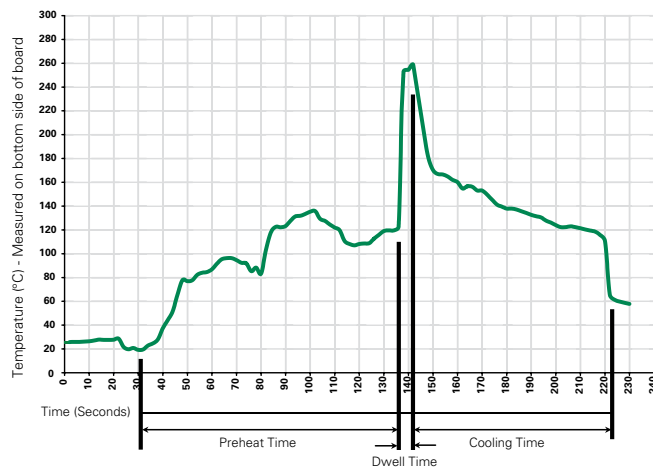


### Average Time Current Curves



Please contact Littelfuse for more details on those T-C Curves of other ampere ratings which are not published.

### Soldering Parameters - Wave Soldering



### Recommended Process Parameters:

Wave Parameter	Lead-Free Recommendation
<b>Preheat:</b> (Depends on Flux Activation Temperature) (Typical Industry Recommendation)	
Temperature Minimum:	100° C
Temperature Maximum:	150° C
Preheat Time:	60-180 seconds
<b>Solder Pot Temperature:</b>	260° C Maximum
<b>Solder Dwell Time:</b>	2-5 seconds

### Recommended Hand-Solder Parameters:

Solder Iron Temperature: 350° C +/- 5° C  
 Heating Time: 5 seconds max.

**Note: These devices are not recommended for IR or Convection Reflow process.**

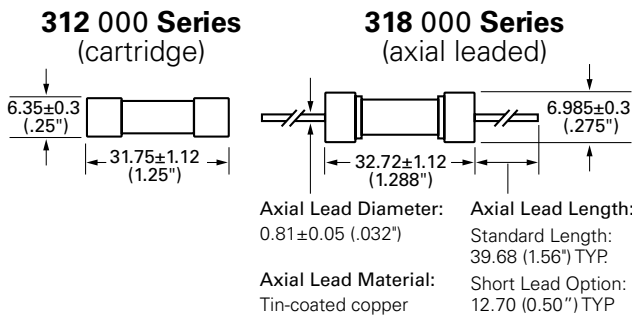
### Product Characteristics

<b>Materials</b>	Body: Glass Cap: Nickel-plated brass Leads: Tin-plated Copper
<b>Terminal Strength</b>	MIL-STD-202G, Method 211A, Test Condition A
<b>Solderability</b>	Reference IEC 60127 Second Edition 2003-01 Annex A
<b>Product Marking</b>	Cap1: Brand logo, current and voltage ratings Cap2: Series and agency approval marks

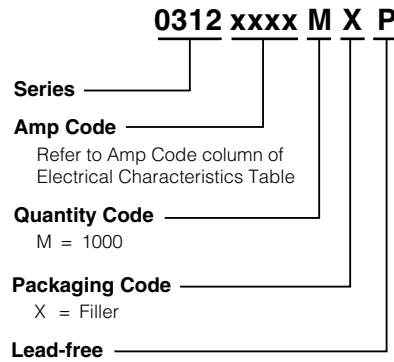
<b>Operating Temperature</b>	-55°C to +125°C
<b>Thermal Shock</b>	MIL-STD-202G, Method 107G, Test Condition B: (5 cycles -65°C to +125°C)
<b>Vibration</b>	MIL-STD-202G, Method 201 A
<b>Humidity</b>	MIL-STD-202G, Method 103B, Test Condition A: High RH (95%), and Elevated temperature (40°C) for 240 hours
<b>Salt Spray</b>	MIL-STD-202G, Method 101D, Test Condition B

### Dimensions

Measurements displayed in millimeters (inches)



### Part Numbering System



### Packaging

Packaging Option	Packaging Specification	Quantity	Quantity & Packaging Code	Taping Width
<b>312 Series</b>				
Bulk	N/A	1000	MX	N/A
Bulk	N/A	100	HX	N/A
<b>318 Series</b>				
Bulk	N/A	1000	MX	N/A
Bulk	N/A	100	HX	N/A
Bulk	N/A	1000	MXB	N/A

# Mouser Electronics

Authorized Distributor

Click to View Pricing, Inventory, Delivery & Lifecycle Information:

## Littelfuse:

[0312012.MXP](#) [0312025.HXP](#) [0312025.MXP](#) [0312.250MXP](#) [031201.5MXP](#) [0312.375MXP](#) [0318.375MXP](#)  
[0312.175HXP](#) [0312.200MXP](#) [0318.375HXP](#) [0318003.HXP](#) [0312002.MXP](#) [0318.600HXP](#) [0318001.MXP](#)  
[0312.500HXP](#) [0318010.MXP](#) [031202.5HXP](#) [031201.8MXP](#) [0312007.MXP](#) [031201.5HXP](#) [0318.200HXP](#)  
[0312.600HXP](#) [0318.175MXP](#) [0312006.MXP](#) [0318.187MXP](#) [0318008.MXP](#) [031801.5HXP](#) [031802.5HXP](#)  
[0318004.MXP](#) [0312004.MXP](#) [0312010.MXP](#) [03121.75MXP](#) [0312.300MXP](#) [03181.25MXP](#) [0318.300MXP](#)  
[0318.062HXP](#) [031201.6MXP](#) [0312.150MXP](#) [0312.187MXP](#) [031201.8HXP](#) [0318001.HXP](#) [03182.25MXP](#)  
[031202.5MXP](#) [0312008.HXP](#) [03181.75MXP](#) [0318.125MXP](#) [0318.500MXP](#) [0312.750HXP](#) [031801.8MXP](#)  
[031801.6MXP](#) [031201.6HXP](#) [0318.175HXP](#) [0312.300HXP](#) [0318006.MXP](#) [0312.062MXP](#) [0312001.MXP](#)  
[0312005.MXP](#) [0318005.HXP](#) [0312001.HXP](#) [0318.200MXP](#) [03181.25HXP](#) [0312030.HXP](#) [0312035.HXP](#)  
[0312035.MXP](#) [0312015.MXP](#) [0312020.MXP](#) [0312015.HXP](#) [0318.500HXP](#) [0318.750HXP](#) [0318002.MXP](#)  
[0318006.HXP](#) [0312.175MXP](#) [0312004.HXP](#) [0318010.HXP](#) [0318.187HXP](#) [0318005.MXP](#) [0318.125HXP](#)  
[0318.300HXP](#) [0312.600MXP](#) [0312.062HXP](#) [03122.25HXP](#) [031802.5MXP](#) [0318007.MXP](#) [0318.100HXP](#)  
[0318.250HXP](#) [0312.100MXP](#) [0312005.HXP](#) [0318.150MXP](#) [0312006.HXP](#) [0312.187HXP](#) [0318.600MXP](#)  
[0312010.HXP](#) [03181.75HXP](#) [0318002.HXP](#) [0318007.HXP](#) [0312003.MXP](#) [0318004.HXP](#) [031801.6HXP](#)  
[0312007.HXP](#) [0318.250MXP](#)