

977 Series, 5x20mm, Time-Lag (Slo-Blo®) Fuse






Description

450Vdc/500Vac rated, 5x20mm, Time-Lag, surge withstand, ceramic body, cartridge fuse.

Features

- Designed to International (IEC) Standards for use globally
- Follow the IEC 60127-2, Sheet 5 specification for Time-Lag Fuses
- Available in Cartridge and Axial lead Form
- Rohs compliant and Pb-free

Agency Approvals

Agency	Agency File Number	Ampere Range	
	Cartridge Certificates: NBK040609-JP1021A NBK040609-JP1021C NBK100408-JP1021A	2A – 5A 6.3A – 12A 16A	
	Leaded Certificates: NBK040609-JP1021B NBK040609-JP1021D NBK100408-JP1021B	2A – 5A 6.3A – 12A 16A	
		Cartridge Certificates: 1010769	500mA – 8A
		Leaded Certificates: 1010769	500mA – 8A
		500mA – 16A	

Applications

Inverter in LCD backlight unit, DC side of air-conditioners, 3-phase power supplies, Higher Energy and Power Efficient applications.

Electrical Characteristics for Series

% of Ampere Rating	Ampere Rating	Opening Time
150%	500mA – 800mA	60 minutes, Minimum
	2A – 3.15A	60 minutes, Minimum
	4A – 6.3A	60 minutes, Minimum
	8A – 16A	30 minutes, Minimum
210%	500mA – 800mA	30 minutes, Maximum
	2A – 3.15A	30 minutes, Maximum
	4A – 6.3A	30 minutes, Maximum
	8A – 16A	30 minutes, Maximum
275%	500mA – 800mA	250 ms. Min.; 80 secs. Max.
	2A – 3.15A	750 ms. Min.; 80 secs. Max.
	4A – 6.3A	750 ms. Min.; 80 secs. Max.
	8A – 16A	750 ms. Min.; 80 secs. Max.
400%	500mA – 800mA	50 ms, Min.; 5 secs. Max.
	2A – 3.15A	95 ms, Min.; 5 secs. Max.
	4A – 6.3A	150 ms, Min.; 5 secs. Max.
	8A – 16A	150 ms, Min.; 5 secs. Max.
1000%	500mA – 800mA	5 ms, Min.; .150 ms, Max.
	2A – 3.15A	10 ms, Min.; .150 ms, Max.
	4A – 6.3A	10 ms, Min.; .150 ms, Max.
	8A – 16A	10 ms, Min.; .150 ms, Max.

Additional Information



Datashheet



Resources



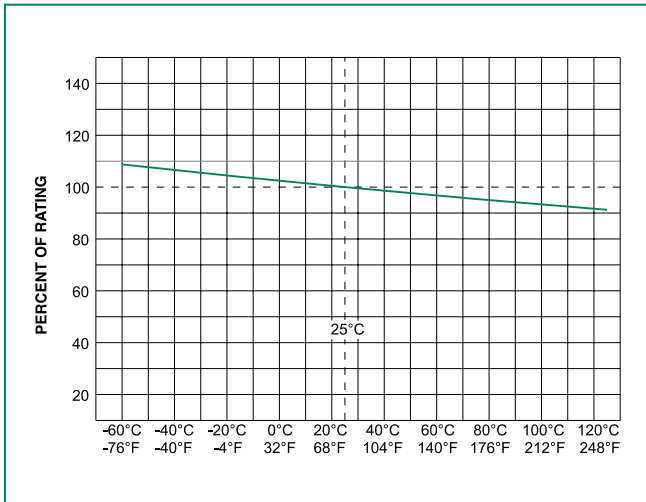
Samples

Electrical Characteristic

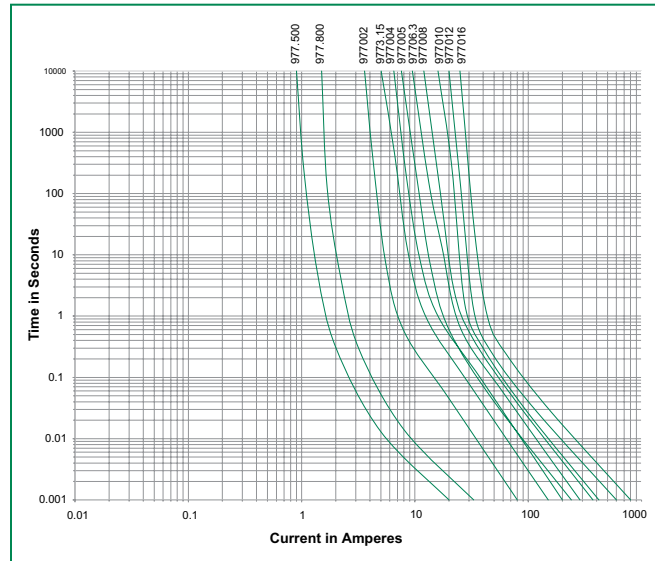
Amp Code	Amp Rating	Voltage Rating		Interrupting Rating	Nominal Cold Resistance (milli-ohms)	Nominal Melting I ² t (A ² sec.)	Agency Approvals	
		AC	DC				PS E	S
.500	0.5	500	450	100A @ 500Vac 200A @ 450Vdc	945.0	0.3		x
.800	0.8	500	450		417.0	0.8		x
002.	2	500	450		44.5	17	x	x
3.15	3.15	500	450		27.5	58	x	x
004.	4	500	450		18.4	124	x	x
005.	5	500	450		11.9	91	x	x
06.3	6.3	500	450		9.1	188	x	x
008.	8	500	450		8.0	233	x	x
010.	10	500	450		7.2	249	x	
012.	12	500	450		5.8	388	x	
016.	16	500	450		3.9	725	x	

I²t test at 10x rated current.

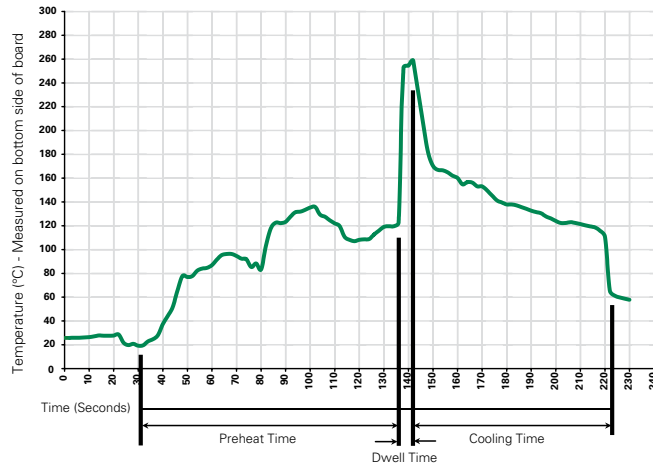
Temperature Derating Curve



Average Time Current Curves



Soldering Parameters - Wave Soldering



Recommended Process Parameters:

Wave Parameter	Lead-Free Recommendation
Preheat: (Depends on Flux Activation Temperature) (Typical Industry Recommendation)	
Temperature Minimum:	100° C
Temperature Maximum:	150° C
Preheat Time:	60-180 seconds
Solder Pot Temperature:	260° C Maximum
Solder Dwell Time:	2-5 seconds

Recommended Hand-Solder Parameters:

Solder Iron Temperature: 350° C +/- 5° C
 Heating Time: 5 seconds max.

Note: These devices are not recommended for IR or Convection Reflow process.

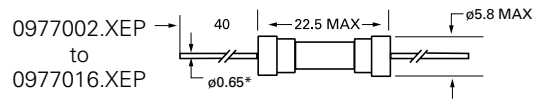
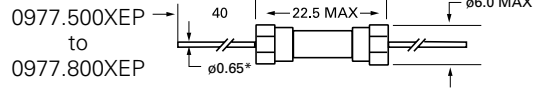
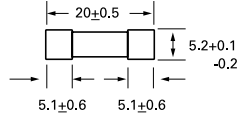
Product Characteristics

Materials	Body: Ceramic Cap: Nickel-plated Brass Leads: Tin-plated Copper
Terminal Strength	MIL-STD-202G, Method 211A, Test Condition A
Solderability	Reference IEC 60127 Second Edition 2003-01 Annex A
Product Marking	Cap 1: Brand logo, current and voltage ratings Cap 2: Series and agency approval markings

Operating Temperature	-55°C to +125°C
Thermal Shock	MIL-STD-202G, Method 107G, Test Condition B (5 cycles, -65°C to +125°C)
Vibration	MIL-STD-202G, Method 201A
Humidity	MIL-STD-202G, Method 103B, Test Condition A (High RH (95%) and elevated temp (40°C) for 240 hours)
Salt Spray	MIL-STD-202G, Method 101D, Test Condition B

Dimensions

0977000.XP



All dimensions in mm

* Ratings above 5A ϕ 1 Lead.
* For 977 16A ϕ 1.2 Lead.

Part Numbering System

0977 xxxx M X E P

Series

Amp Code

Refer to Amp Code column of
Electrical Characteristics Table

Quantity Code

M = 1000

Packaging Code

X = Filler

Option Codes

E : Axial Leaded Fuse

P: Lead-free

Others : Special options.
Please call Littelfuse for detail.

Packaging

Packaging Option	Packaging Specification	Quantity	Quantity & Packaging Code	Reel Size
977 Series				
Bulk	N/A	1000	MX	N/A
Bulk	N/A	1000	MXE	N/A

Mouser Electronics

Authorized Distributor

Click to View Pricing, Inventory, Delivery & Lifecycle Information:

Littelfuse:

[0977.500MXEP](#) [0977.500MXP](#) [0977.800MXEP](#) [0977.800MXP](#) [0977002.MXEP](#) [0977002.MXP](#) [0977004.MXEP](#)
[0977004.MXP](#) [0977005.MXEP](#) [0977005.MXP](#) [0977008.MXEP](#) [0977008.MXP](#) [0977010.MXEP](#) [0977010.MXP](#)
[0977012.MXEP](#) [0977012.MXP](#) [0977016.MXEP](#) [0977016.MXP](#) [097706.3MXEP](#) [097706.3MXP](#) [09773.15MXEP](#)
[09773.15MXP](#)